



Driveaway Awnings for Campervans & Motorhomes



Driveaway awnings driven by our passion for design innovation and attention to detail.

At Outdoor Revolution we are dedicated to putting your outdoor touring experience at the forefront of our designs when creating our driveaway awnings. As the pioneers of the inflatable driveaway awning, we have continued developing our successful air framed premium awnings, with new upgrades and innovations for 2019. We have listened to our consumers and the ways in which we can enhance your touring experience through our innovatively designed awnings. This has led to us increasing the ventilation and breathability in our awnings, for a more comfortable experience and for cross-European compatibility in hotter climes.

Our driveaway range has been redesigned for this season, as we know that style plays a key role when choosing an awning. Our 2019 collection has aesthetic enhancements across the range, whilst maintaining the reliability of an Outdoor Revolution product, making our awnings a stylish, functional addition to the side of your campervan or motorhome. From a small shelter for a day trip to the lakes, to a multi-bedroomed awning for a family weekend in the country, our new range has something for everyone!



Designed in the UK, enjoyed across the world.



As the pioneers and innovators within this field, **Outdoor Revolution** are so confident in the reliability of product with an Intelligent Frame that we offer a ***LIFETIME GUARANTEE** on the Air Tube with an IF Valve...

page 8-9 **Movelite T1**

A versatile single inflation point driveaway awning with the option to add a side annexe for sleeping or extra space. New features for 2019 include waterproof cowl zips and front eyebrow canopy.



Movelite T1 Tail page 10-11

A rear tailgate version of the popular T1 driveaway awning with all the same features as it's side on counterpart, including an extended deeper cowl and sewn-in groundsheet.



page 14-15 **Movelite T2**

Our bestselling highly acclaimed driveaway awning is available in 3 height options to suit a range of campervans and motorhomes. This 2019 model includes new features and upgrades that leaves other brands standing still.



Movelite T3 page 16-17

Set to be a new firm favourite amongst tourers, the all new T3 driveaway awning has a wealth of new features, including a front enclosed canopy. It is available in a range of heights to fit a variety of campervans and motorhomes.



page 18-19 **Movelite T4**

This season's T4 driveaway awning is packed with new features, including our revolutionary twin internal cowl door. The perfect model of choice for families with both UK and European campervans and motorhomes.



Movelite T5 page 20-21

Our largest family size driveaway awning just got even better for 2019 with outstanding features that you would expect in an Outdoor Revolution Driveaway awning. Complete with twin internal cowl door.





page 22 **Cayman Midi Air**

The perfect compact utility driveaway awning for weekends and one-night stays, featuring ventilation points and a fully sewn-in groundsheet.



page 28 **Cayman**

For 2019, we have taken the existing classic and added quality upgrades and a new, modern look. This pole and sleeve driveaway awning features both left and right cowl doors and a fully sewn-in groundsheet.



page 34 **Tech-Line Canopy**

The Tech-Line Canopy is the ultimate canopy shelter for your caravan / motorhome. The side panels and zip back side doors make this the perfect choice of canopy when it comes to versatility.

Cayman Air page 23

A single inflation, fast pitch driveaway awning available in 2 heights to suits a range of campervans and motorhomes. Features include a sewn in groundsheet and integral front canopy.



page 24 **Cayman Pursuit**

A new venture for Outdoor Revolution – the drive up awning – debuted here in our Cayman Pursuit. This awning has been designed with the outdoor enthusiast in mind due to its easy pitching and versatility, made for people on the move!

Cayman Tail page 29

With its extra-deep rear cowl, the pole and sleeve Cayman Tail has been designed specifically to attach over your vans rear entrance.



page 30 **Turismo**

A stylish fibreglass pole and sleeve driveaway awning to attach to your vehicle. Features include a clip-in groundsheet and mesh ventilation.

Sport-Line Canopy page 35

Sport-Line Canopy is based on the popular Tech-Line Canopy with the added zip back front door, peg down groundsheet and toggle in privacy curtains. The perfect canopy that offers a bit more functionality.



Cayman Deltair page 25

A spacious air framed driveaway awning with integral canopies in both the front and side door. New features also include extra mesh panels for increased ventilation and breathability.



page 26 **Cayman Cacos Air**

A large side-on pitched air framed driveaway awning featuring an integral front canopy. New features include a mesh panel in the side door and a fully sewn-in groundsheet.

Outhouse Handi XL page 31

A pole framed multifunctional utility tent to attach to the side of your vehicle. It provides much needed extra space whether it be for pets, storage, or to house a toilet.



page 32 **Turismo Air**

A stylish air framed driveaway awning to attach to your vehicle. Features include a fully sewn in groundsheet and cowl mesh ventilation.

Lighting & Electrical page 46 - 49

A range of lighting and electrical accessories for your driveaway awning.



Cayman Classic page 27

Our popular, pole and sleeve entry-level driveaway awning has returned for 2019 with its classic design – a firm favourite amongst tourers.



Turismo XLS2 page 33

A poled driveaway awning complete with a two-berth inner tent for extra sleeping space. The awning comes with a separate groundsheet.



page 52 - 53 **Blue Diamond**

A range of campervan accessories, including specialist pegs and leisure sanitation products.



page 50 - 51 **Pegs, Pumps & Pitching**

Everything you need to inflate, peg down and pitch your driveaway awning.



Why choose an Outdoor Revolution driveway awning

Freedom & peace of mind...

Outdoor Revolution have pioneered the Oxygen Air Frame System; the quickest, easiest and most reliable air frame and inflation system on the market today. A system unique to Outdoor Revolution and envied by other manufacturers of air awnings.

Our unique pressure relief valve (IF - Intelligent Frame) is designed to regulate and control the air pressure inside the air tube and acts as a safety mechanism to prevent burst air tubes through over inflation or excessive air expansion on hot days.

Whilst factory tested up to 19PSI, we recommend the Oxygen Air Frame is inflated to a working pressure of approximately 6PSI, which is around the max pressure to which our relief valve is factory set at before it starts to release excess air pressure. Depending on ambient temperature changes, the PSI can increase dramatically on warm sunny days as the air inside the tube will expand. If the PSI pressure increases to over the recommended 6PSI (through either over inflation or changes in ambient temperature) the Intelligent Frame Relief Valve will expel the surplus air and maintain the air pressure within the air frame at a safe level. This unique system ensures that the tubes cannot be stressed and damaged by increasing pressures.

Deflating the Oxygen Air Frame is simple with our easy to operate DSV valve (Dynamic Speed Valve). With just a simple push of a button, the valve will expel all the air from the frame, which will deflate and come down in seconds. No messing around with unscrewing difficult to get hold of leaky, slippery and unreliable valve caps.

Because we are so confident in our air frame awnings, we offer a lifetime warranty* on all air frame models which incorporate our unique IF - DSV inflation system.

In addition to our air frame models, Outdoor Revolution offer a full range of fibreglass poled driveway models in our exciting new Cayman and Turismo ranges.

*Terms and conditions apply

**OUTDOOR
REVOLUTION**

WWW.OUTDOOR-REVOLUTION.COM





Quality & choice in fabrics...

480HDE - (6000 Hydrostatic Head)

The double rip-stop in the premium 480HDE fabric ensures the optimum strength to weight ratio of any awning fabric. It has been woven using the latest textile manufacturing techniques to provide the longevity and performance of much heavier denier fabrics without the impracticality and constraints of weight. Fade resistance and longevity is guaranteed to give a high-quality performance product.

180HDE - (4000 Hydrostatic Head)

Our 180HDE fabric has been designed to deliver exceptionally lightweight yet robust, durable, products, allowing smaller folded pack sizes where weight and space limitations are of consideration. The double rip stop element interwoven in the fabric ensures the optimum strength to weight ratio which not only provides a very tactile texture but also provides the key to the incredible strength and durability of this fabric.

100HDE HEX - (3000 Hydrostatic Head)

This lightweight fabric has been specifically designed to deliver lightweight, compact products whilst maintaining strength and durability. Woven using the latest textile manufacturing techniques, this fabric is designed for longevity and performance. The embossed Hex print gives a technical aesthetic and feel to the awning.

100HDE - (3000 Hydrostatic Head)

This lightweight fabric has been specifically designed to deliver lightweight, compact products whilst maintaining strength and durability. Woven using the latest textile manufacturing techniques, this fabric is designed for longevity and performance.

Technology & Innovation

Outdoor Revolution driveaway awnings represent the most advanced developments in driveaway awning technology and the very finest standards in British design and innovation. Outdoor Revolution are proud to be the industry innovators of the modern driveaway awning, to which our aim is to always listen to our customers needs when designing new products. Our 2019 range provides a broad and diverse driveaway awning collection designed with something to suit every campervan and motorhome.

Our choice of technically advanced awning fabrics are specifically designed and selected for their specific qualities in durability, UV and fade resistance, weather proofing and with a high strength to weight ratio. Every awning design is fully weather tested in our purpose built rain house, which simulates heavy rainfall comparable to a tropical storm. All our air tubes are fully tested individually for a minimum of 72 hours before being installed into our awnings. Our inflation and pressure relief valves are individually tested to precise high pressure tolerances in laboratory conditions before being installed into air tubes. All these things together with new innovations make your choice to buy an Outdoor Revolution driveaway awning a true leisure time investment.



The newly re-designed Outdoor Revolution 2019 Movelite T4

Driveaway Awning Specifications

	Living area dimensions (cm)	Cowl floor area (cm)	Fabric - 100HDE	Fabric - 180HDE	Fabric - 480HDE	Cowl Height - Lowline - 180cm - 220cm	Cowl Height - Midline - 220cm - 255cm	Cowl Height - Low/Mid - 180cm - 255cm	Cowl Height - Highline - 255cm - 305cm	Cowl Height - Low/Mid 180cm - 240cm	Frame - Dura-Tech Oxygen Airframe	Frame - Oxygen Airframe	Lifetime air tube guarantee	Frame - Adjustable height steel frame	Frame - Fibreglass	Fully heat taped waterproof seams	Fully sewn in PE groundsheet	Clip in PE groundsheet	Tinted anti glare PVC windows	Diamond clear PVC windows	Front canopy (side canopy ☹️)	Side door Phoenix mesh (side panel ☹️)	Front door Phoenix mesh	Interior cowl door ventilation	Roof ventilation	Waterproof cowl door zips	Storm straps included	Reflective guy lines	Hi-Vis guylines	2 berth inner hanging points	4 berth inner hanging points	Twin piping - 4mm & 6mm	Zip up curtains	Toggle in blinds	Adjustable webbing peg points	Rear cowl adjusters	Lumi-Link compatible	Up/Down Lighter compatible	Double action manual pump included	Side Annex available	Zip on Canopy available					
Movelite T1	300x300	300x100			🟢			🟢	🟢		🟢		🟢			🟢	🟢		🟢		🟢	🟢	🟢	🟢	🟢	🟢	🟢		🟢		🟢	🟢			🟢	🟢	🟢	🟢	🟢	🟢	🟢					
Movelite T1 Tail	300x250	250x140			🟢			🟢	🟢		🟢		🟢			🟢	🟢		🟢		🟢	🟢	🟢	🟢	🟢	🟢	🟢		🟢		🟢	🟢			🟢	🟢	🟢	🟢	🟢	🟢	🟢					
Movelite T2	310x250	310x110			🟢	🟢	🟢		🟢			🟢	🟢			🟢	🟢		🟢		🟡	🟢	🟢	🟢		🟢	🟢	🟢		🟢		🟢	🟢			🟢	🟢	🟢	🟢	🟢	🟢		🟢			
Movelite T3	310 x305	310x110			🟢			🟢	🟢			🟢	🟢			🟢	🟢		🟢		🟢	🟢	🟢		🟢	🟢	🟢		🟢		🟢	🟢			🟢	🟢	🟢	🟢	🟢	🟢	🟢	🟢				
Movelite T4	310 x495	310x110			🟢	🟢	🟢		🟢			🟢	🟢			🟢	🟢		🟢		🟢	🟢	🟢		🟢	🟢	🟢		🟢	🟢	🟢	🟢			🟢	🟢	🟢	🟢	🟢	🟢	🟢	🟢				
Movelite T5 Kombi	310x635	310x110			🟢					🟢		🟢	🟢			🟢	🟢		🟢		🟢	🟢	🟢		🟢	🟢	🟢		🟢	🟢	🟢	🟢			🟢	🟢	🟢	🟢	🟢	🟢	🟢	🟢				
Cayman Midi Air	250x250	250x80	🟢							🟢	🟢					🟢	🟢			🟢	🟢	🟢			🟢		🟢		🟢				🟢		🟢	🟢	🟢	🟢		🟢	🟢	🟢				
Cayman Air	300x300	300x80	🟢							🟢	🟢					🟢	🟢			🟢	🟢	🟢			🟢		🟢		🟢	🟢		🟢			🟢	🟢	🟢	🟢	🟢	🟢	🟢	🟢				
Cayman Pursuit	250x255	250x80	🟢							🟢	🟢					🟢		🟢		🟢	🟢				🟢		🟢		🟢	🟢		🟢			🟢	🟢	🟢	🟢	🟢		🟢	🟢	🟢			
Cayman Deltair	310x420	310x90	🟢							🟢		🟢				🟢	🟢			🟡	🟢					🟢		🟢		🟢				🟢		🟢	🟢	🟢	🟢	🟢	🟢	🟢	🟢			
Cayman Cacos Air	310x465	310x180	🟢							🟢	🟢					🟢	🟢			🟢	🟢	🟢				🟢		🟢	🟢	🟢	🟢		🟢		🟢	🟢	🟢	🟢	🟢	🟢	🟢	🟢	🟢	🟢		
Cayman	300x300	300x80	🟢							🟢					🟢	🟢	🟢			🟢		🟢		🟢				🟢	🟢		🟢				🟢	🟢	🟢	🟢	🟢	🟢	🟢	🟢	🟢	🟢		
Cayman Classic	300x280	300x80	🟢							🟢					🟢	🟢	🟢			🟢		🟢		🟢		🟢		🟢	🟢		🟢				🟢	🟢	🟢	🟢	🟢	🟢	🟢	🟢	🟢	🟢		
Cayman Tail	240x240	240x140	🟢							🟢					🟢	🟢	🟢			🟢		🟢		🟢		🟢		🟢	🟢		🟢				🟢	🟢	🟢	🟢	🟢	🟢	🟢	🟢	🟢	🟢		
Cayman Cacos	310x465	310x80	🟢							🟢					🟢	🟢	🟢			🟢	🟢	🟢				🟢		🟢	🟢	🟢	🟢		🟢			🟢	🟢	🟢	🟢	🟢	🟢	🟢	🟢	🟢	🟢	
Outhouse Handi XL	200x200	200x80	🟢							🟢					🟢	🟢		🟢		🟢		🟡		🟢		🟢		🟢		🟢					🟢		🟢	🟢	🟢		🟢	🟢	🟢	🟢		
Turismo Air	310x250	310x100	🟢							🟢		🟢				🟢	🟢			🟢				🟢				🟢	🟢		🟢					🟢	🟢	🟢	🟢	🟢	🟢	🟢	🟢	🟢		
Turismo XLS2	455x240	300x70	🟢							🟢				🟢	🟢		🟢		🟢									🟢	🟢		🟢					🟢	🟢	🟢	🟢	🟢	🟢	🟢	🟢	🟢		
Tech-Line Canopy	280x240	-		🟢		🟢	🟢		🟢				🟢		🟢													🟢								🟢		🟢								
Sport-Line Canopy	280x240	-		🟢		🟢							🟢		🟢		🟢		🟢									🟢								🟢	🟢									

MOVELITE T¹

DRIVEAWAY // CAMPERVAN - MOTORHOME



...Classic styling

A new season brings a redesigned and upgraded Movelite T1 driveaway awning from Outdoor Revolution. With its enhanced styling architecture through its shallow gothic arched roof, the Movelite T1 raised the bar when it comes to combining style and functionality in a driveaway awning. Offering a generous living space with the option of adding an annexe either the left or right-hand side, the Movelite T1 is one of the most compact and versatile driveaway awnings on the market today. For 2019 we have added a front eyebrow canopy - offering greater weather protection - along with a full front mesh ventilation/insect screen; perfect for warmer climates. Further ventilation has been added in the interconnecting rear cowl door and roof, creating an excellent through flow of air. The 100cm extra-deep rear cowl boasts left and right-hand side entry (for UK and European vehicles) with waterproof zips down to the floor for greater accessibility. Zip in Phoenix mesh side ventilation doors are available as an option.

**NEW
FOR 2019**



Movelite T1 Main Features

- 480HDE, double ripstop high density all weather premium fabric
- Impressive 6000mm hydrostatic head
- Inflatable Dura-tech welded Oxygen Air Frame with single inflation point
- **LIFETIME GUARANTEE on the Air Frame System** (*T's & C's apply*)
- Dynamic Speed Valve & Intelligent Frame relief valve
- Fully taped waterproof seams throughout
- Front door fibreglass eyebrow canopy
- Rear cowl height tensioning adjusters
- Zip in curtains
- Tinted anti glare windows
- Telescopic roof tensioning pole
- Twin awning piping (4mm & 6mm)
- Waterproof zips on both left and right side cowl doors
- Fully sewn-in PE groundsheet
- 100cm deep cowl with tapered profile side for better weather tight fit
- Large interconnecting zip back rear cowl door for easy vehicle access
- Cowl door ventilation with zip down draft covers
- Full front door Phoenix Mesh ventilation / insect screen panel
- Twin air flow roof ventilation with Velcro down storm guards
- Lumi-Link & Up/Lighter compatible
- Includes storm straps
- Includes double action manual air pump

Model Height Range

Movelite T1 Low/Mid	180-255cm
Movelite T1 High	255-305cm



Connects directly to the vehicle by:

- 4mm/6mm twin piping (inc)
- Storm Straps (inc)
- Pole & Clamp
- Magnetic-Connect Kit



Colour - Graphite/Ivory



Optional Extras:

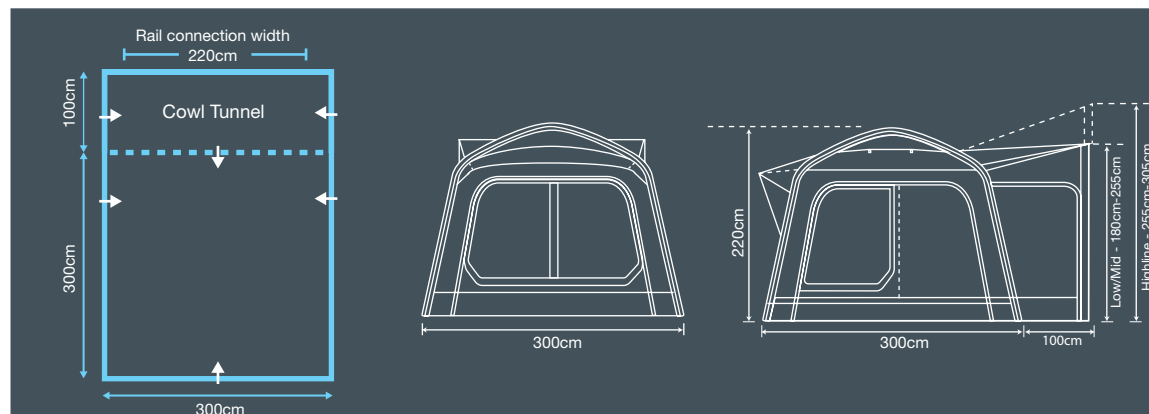
- Movelite T1 Air Annexe
- Zip in side Phoenix mesh panels
- Movelite T1 Snugrug
- Movelite T1 Muck tub
- Clip in 2 berth inner tent
- Telescopic roof tension kit
- Driveway Kit
- Lumi Link & Up/Down Lighter systems

Weight - 22.8kg

Pack Size - 82x47x43cm



Optional zip on annexe shown on Movelite T1 Tail model



MOVELITE T¹ Tail

DRIVEAWAY // CAMPERVAN - MOTORHOME



...Classic styling

Based on the newly redesigned and upgraded Movelite T1 driveaway awning; the T1 Tail offers the perfect driveaway solution for attaching to the rear of your campervan or motorhome. With its spacious living area and the option of adding an annexe to either the left or right-hand side, the Movelite T1 Tail is set to continue as the number one choice in rear tail fitting driveaway awnings. For 2019 we have added a front eyebrow canopy - offering greater weather protection - along with a full front mesh ventilation/insect screen; perfect for warmer climates. Further ventilation has been added to the interconnecting rear cowl door and roof, creating an excellent through flow of air. The 140cm extra deep rear cowl is tailored specifically to give a perfect weather tight fit to the vehicle's rear tailgate. Zip in Phoenix mesh side ventilation doors are available as an option.

**NEW
FOR 2019**



Movelite T1 Tail Main Features

- 480HDE, double ripstop high density all weather premium fabric
- Impressive 6000mm hydrostatic head
- Inflatable Dura-tech welded Oxygen Air Frame with single inflation point
- **LIFETIME GUARANTEE on the Air Frame System** (*T's & C's apply*)
- Dynamic Speed Valve & Intelligent Frame relief valve
- Fully taped waterproof seams throughout
- Front door fibreglass eyebrow canopy
- Rear cowl height tensioning adjusters
- Zip in curtains
- Tinted anti glare windows
- Telescopic roof tensioning pole
- Twin awning piping (4mm & 6mm)
- Waterproof zips on both left and right side cowl doors
- Fully sewn-in waterproof PE groundsheet
- Extra deep 140cm tapered cowl for a perfect rear tail gate fitting
- Large interconnecting zip back rear cowl door for easy vehicle access
- Cowl door ventilation with zip down draft covers
- Full front door Phoenix Mesh ventilation / insect screen panel
- Twin air flow roof ventilation with Velcro down storm guards
- Lumi-Link & Up/Down Lighter compatible
- Includes storm straps
- Includes double action manual air pump

Model Height Range

Movelite T1 Low/Mid	180-255cm
Movelite T1 High	255-305cm



Connects directly to the vehicle by:

- 4mm/6mm twin piping (inc)
- Storm Straps (inc)
- Pole & Clamp
- Magnetic-Connect Kit



Colour - Graphite/Ivory



Optional Extras:

- Movelite T1 Air Annexe
- Zip in side Phoenix mesh panels
- Movelite T1 Tail Snug rug
- Movelite T1 Tail Muck Tub
- Clip in 2 berth inner tent
- Telescopic roof tension kit
- Driveaway Kit
- Lumi Link & Up/Down Lighter systems

Weight - 21.6kg

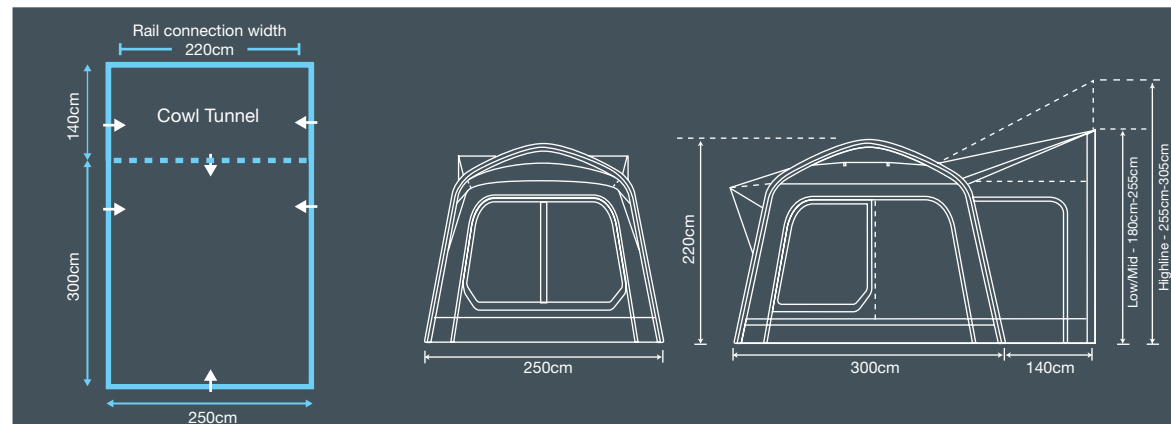
Pack Size - 82x47x40cm



Integral front door Phoenix Mesh ventilation / insect screen panel



Zip on T1 Annexe - Sold separately



T1 / T1 Tail Annexe

SLEEPING ANNEXE

The Movelite T1 Annexe is a single tube inflatable sleeping annexe, compatible with both the Movelite T1 and the Movelite T1 Tail. The annexe is exceptionally versatile, with its ambidextrous design allowing it to be fitted to both the left and right-hand side of the main awning. Designed specifically for sleeping, the Movelite T1 Annexe is complete with sleeping inner tent and is suitable for sleeping up to 2 adults or 3 children.

For larger families or additional guests, there is the option to double up with an annexe on each side to create a Vis-à-Vis style tent configuration. Alternatively, the annexe can also be used as a convenient storage space (for bikes, furniture etc.) or as a sleeping area for pets.

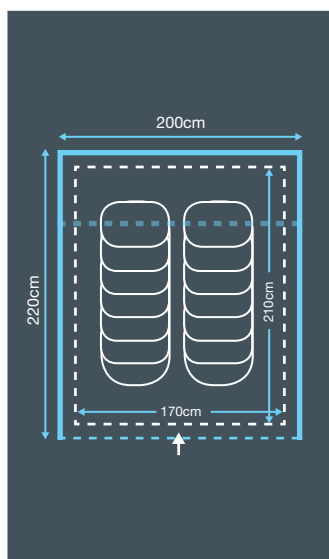
Main Features

- 480HDE, double ripstop high density all weather premium fabric
- Impressive 6000mm Hydrostatic head
- Inflatable Oxygen Air Frame with single inflation point
- **LIFETIME GUARANTEE on the Air Frame System** (*T's & C's apply*)
- Dynamic Speed Valve & Intelligent Frame Relief Valve
- Fully taped waterproof seams throughout
- Toggle in sleeping inner tent with waterproof PE sewn in groundsheet
- Rear ventilation with adjustable cover

Colour - Graphite/Ivory  

Weight - 5.6kg

Pack Size - 76x23x21cm



Annexe shown on a Movelite T1 Tail.



Movelite Canopy

ZIP ON CANOPY

The Movelite Canopy is a zip on canopy which is compatible with the Movelite T2, T3, T4 and T5 driveaway awnings. Made from the same 480HDE double ripstop premium polyester fabric as the Movelite awning range, the Movelite canopy is a perfect addition to your new driveaway awning, providing shade from the sun and shelter from wet weather. The redesigned steel pole shape mirrors the shallow gothic arch roof style of the new 2019 Movelite range.

Colour - Graphite/Ivory ☐ ☐



Front height - 210cm

Canopy size - 180x190cm



Retro Connector - Direct to van conversion system

The Movelite Canopy is also compatible with the **Retro Connector**, which converts the canopy, enabling it to attach directly to your vehicle's awning rail channel. Popular with VW style campervans. *(Sold separately).*



Inner Tents

2 & 4 BERTH CLIP IN SLEEPING INNERS

Clip in sleeping inners are a convenient way to create sleeping space that can be easily put up and taken down as required. The inner tents are available as both 2 and 4 berth options; the 2 berth being compatible with Movelites T1, T2, T3, T4, T5 and selected Cayman models. The 4 berth option is compatible with the Movelite T4, T5 and Cayman Cacos models. Through the new darker twilight grey micro polyester fabric, the added Phoenic Mesh ventilation and waterproof PE groundsheet, Outdoor Revolution's 2019 inner tents offer a more comfortable quality night's sleep.



MOVELITE T2

DRIVEAWAY // CAMPERVAN - MOTORHOME



...Classic styling

We didn't think we could do it, but we managed to find a way to improve our bestselling Movelite T2, allowing it to retain its title as the most desired medium sized driveaway awning available. With the choice of 3 height options, there is a T2 for virtually every campervan/motorhome on the market. The roof shape has been redesigned as a shallow gothic arch to give added strength and stability whilst vastly improving water run-off. Combined with sleek panel styling and light colour tube covers, the new T2 boasts a definitive classic look that will compliment any campervan or motorhome. As well as the improved aesthetic, the T2 boasts many new features such as a deeper connecting cowl for easier vehicle access and space, waterproof zips in the left and right-side cowl doors along with added ventilation in the interconnecting zip back interior cowl door.

**NEW
FOR 2019**



Movelite T2 Main Features

- 480HDE, double ripstop high density all weather premium fabric
- Impressive 6000mm hydrostatic head
- Inflatable twin tube Oxygen Air Frame
- **LIFETIME GUARANTEE on the Air Frame System** (*T's & C's apply*)
- Dynamic Speed Valve & Intelligent Frame relief valve
- Fully taped waterproof seams throughout
- Side door fibreglass eyebrow rain canopy
- Rear cowl height tensioning adjusters
- Zip in curtains
- Tinted anti glare windows
- Telescopic roof tensioning pole
- Twin awning piping (4mm & 6mm)
- Waterproof zips on both left and right side cowl doors
- Fully sewn-in waterproof PE groundsheet
- 110cm deep tapered cowl for a perfect weather tight fitting
- Large interconnecting zip back rear cowl door for easy vehicle access
- Cowl door ventilation with zip down draft covers
- Full front door and left side door Phoenix Mesh ventilation / insect screen panel
- Lumi-Link & Up/Down Lighter compatible
- Includes storm straps
- Includes double action manual air pump

Model Height Range

Movelite T2 Lowline	180-220cm
Movelite T2 Midline	220-255cm
Movelite T2 Highline	255-305cm



Connects directly to the vehicle by:

- 4mm/6mm twin piping (inc) • Storm Straps (inc)
- Pole & Clamp • Magnetic-Connect Kit



Colour - Graphite/Ivory



Optional Extras:

- Movelite Canopy
- Movelite T2 Snug rug
- Movelite T2 Tail Muck tub
- Clip in 2 berth inner tent
- Driveaway Kit
- Lumi Link & Up/Down Lighter systems

Weight - 19.2kg

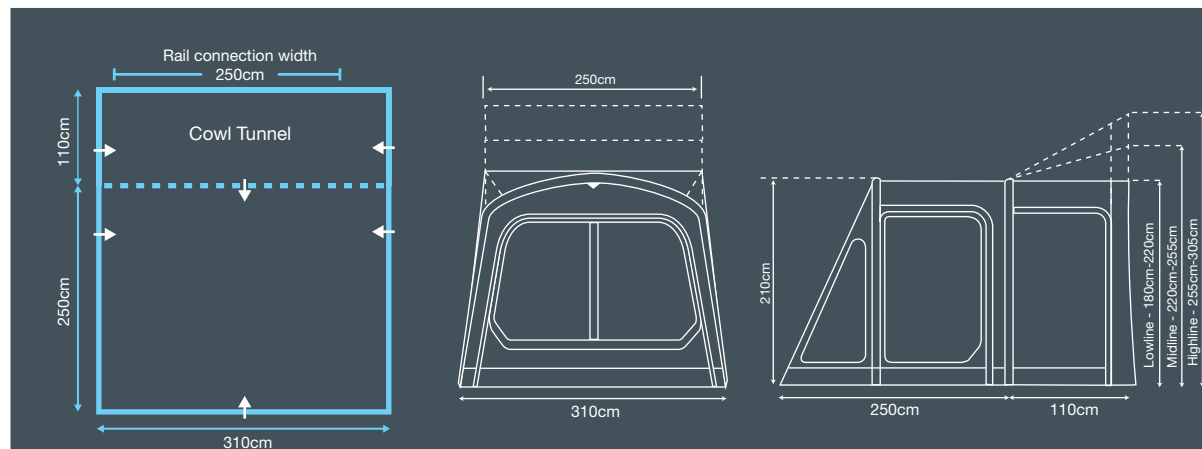
Pack Size - 82x47x39cm



Shown above with optional Movelite Canopy / Right - High motorhome door roof clearance on highline model



Integral front door & right hand door mesh ventilation / insect screen panel



MOVELITE T3

DRIVEAWAY // CAMPERVAN - MOTORHOME



...Classic styling

For 2019, we have redesigned and upgraded the Movelite T3, making it a must-have driveaway awning amongst tourers. In line with the rest of our new Movelite range, the T3 has adopted the new shallow gothic arched roof appearance, making it one of the most visually appealing driveaway awnings on the market. There are 2 different heights options available, allowing compatibility with a wide range of campervans and motorhomes. Breathability is vitally important in all our awnings, which is why we have added extra ventilation in the form of mesh ventilation panels in the awning's internal rear cowl doors. Tinted windows and zip-in curtains in the Movelite T3, provide privacy in the awning when required. The rear cowl area boasts left and right-hand side entry (for UK and European vehicles) with waterproof zips down to the floor for greater accessibility.

NEW
FOR 2019



Movelite T3 Main Features

- 480HDE, double ripstop high density all weather premium fabric
- Impressive 6000mm hydrostatic head
- Inflatable triple tube Oxygen Air Frame
- **LIFETIME GUARANTEE on the Air Frame System** (*T's & C's apply*)
- Dynamic Speed Valve & Intelligent Frame relief valve
- Fully taped waterproof seams throughout
- Full front 90cm deep Oxygen Air Frame porch canopy
- Rear cowl height tensioning adjusters
- Zip in curtains
- Tinted anti glare windows
- Telescopic roof tensioning pole
- Twin awning piping (4mm & 6mm)
- Waterproof zips on both left and right side cowl doors
- Fully sewn-in waterproof PE groundsheet
- 110cm deep tapered cowl for a perfect weather tight fitting
- Large interconnecting zip back rear cowl door for easy vehicle access
- Cowl door ventilation with zip down draft covers
- Full left side door Phoenix Mesh ventilation / insect screen panel
- Lumi-Link & Up/Down Lighter compatible
- Includes storm straps
- Includes double action manual air pump

Model	Height Range
Movelite T3 Low/Mid	180-255cm
Movelite T3 Highline	255-305cm



Connects directly to the vehicle by:

- 4mm/6mm twin piping (inc)
- Storm Straps (inc)
- Pole & Clamp
- Magnetic-Connect Kit



Colour - Graphite/Ivory



Optional Extras:

- Movelite Canopy
- Movelite T3 Snug rug
- Movelite T3 Footprint
- Movelite T3 Mucktub
- Roof tensioning pole kit
- Clip in 2 berth inner tent
- Driveaway Kit
- Lumi Link & Up/Down Lighter systems

Weight - 23.6kg

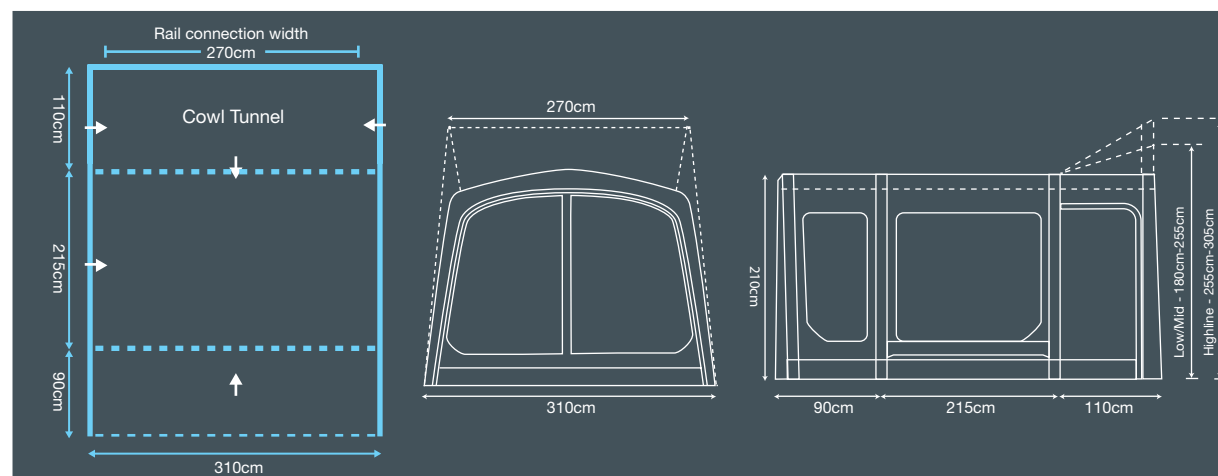
Pack Size - 82x49x41cm



Front view showing under canopy, upper front door twin ventilation.



Integral left side door mesh ventilation / insect screen panel



MOVELITE T4

DRIVEAWAY // CAMPERVAN - MOTORHOME



...Classic styling

The highly acclaimed Movelite T4 from Outdoor Revolution has undergone a redesign and upgrade with a wealth of new features for 2019. Due to our expansive growth and increased popularity across Europe, we have added a right-hand door version for European campervans and motorhomes. Both the right and left-hand versions of the Movelite T4 are available in 3 heights; making it compatible with a wide range of campervans and motorhomes up to 3 metres in height. The awning's revolutionary twin internal cowl door provides easy of access to your vehicle.

**NEW
FOR 2019**



Movelite T4 Main Features

- 480HDE, double ripstop high density all weather premium fabric
- Impressive 6000mm hydrostatic head
- Inflatable quad tube Oxygen Air Frame
- **LIFETIME GUARANTEE on the Air Frame System** (T's & C's apply)
- Dynamic Speed Valve & Intelligent Frame Relief Valve
- Fully taped waterproof seams throughout
- Full front 105cm deep Oxygen Air Frame porch canopy
- Rear cowl height tensioning adjusters
- Zip in curtains
- Tinted anti glare windows
- Twin awning piping (4mm & 6mm)
- Waterproof zips on both left and right side cowl doors
- Fully sewn-in waterproof PE groundsheet
- 110cm deep tapered cowl for a perfect weather tight fitting
- Double interconnecting zip back interior cowl door for UK & European vans
- Cowl door ventilation with zip down draft covers
- Side door Phoenix Mesh ventilation / insect screen panel
- Lumi-Link & Up/Down Lighter compatible
- Available in both left drive and right drive orientation options
- Includes storm straps
- Includes double action manual air pump

Model	Height Range
Movelite T4 Lowline	180-220cm
Movelite T4 Midline	220-255cm
Movelite T4 Highline	255-305cm



Connects directly to the vehicle by:

- 4mm/6mm twin piping (inc)
- Storm Straps (inc)
- Pole & Clamp
- Magnetic-Connect Kit



Colour - Graphite/Ivory



Optional Extras:

- Movelite Canopy
- Movelite T4 Snug rug
- Movelite T4 Footprint
- Driveaway Kit
- Clip in 2 / 4 berth sleeping inner tent
- Driveaway Kit
- Lumi Link & Up/Down Lighter systems

Weight - 27.22kg

Pack Size - 82x55x48cm



Shown with optional movelite canopy

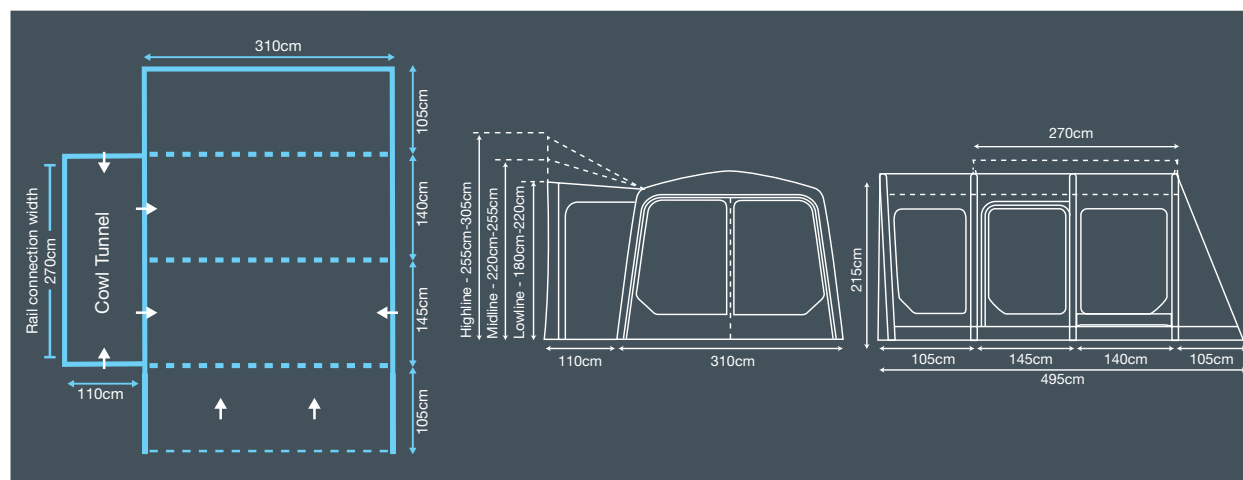


Spacious interior with the option of adding either a 2 berth or 4 berth sleeping inner



Side door mesh ventilation

Double interconnecting zip back interior cowl door for UK & European Vans



MOVELITE T⁵ KOMBI

DRIVEAWAY // CAMPERVAN - MOTORHOME



...Classic styling

As our largest inflatable premium driveaway awning, the Movelite T5 Kombi offers a luxurious, spacious interior, making it the ultimate driveaway awning for families touring in motorhomes or campervans. Extra ventilation has been added to the T5 Kombi this season in the form of mesh ventilation panels in the rear cowl door and in the awning's lower panels for increased breathability. In line with the rest of our new Movelite range, the T5 Kombi has adopted the new shallow gothic arched roof appearance, making it one of the most visually appealing large driveaway awnings on the market. The Movelite T5 Kombi is made with a high-performance, double rip-stop 480HDE fabric and also features waterproof zips on the cowl doors. In line with the rest of the Movelite range, the T5 Kombi, features both left and right access to the rear cowl, with the door's waterproof zips zipping down to the ground allowing easy access to the vehicle.

**NEW
FOR 2019**



Movelite T5 Kombi Main Features

- 480HDE, double ripstop high density all weather premium fabric
- Impressive 6000mm hydrostatic head
- Inflatable quad tube Oxygen Air Frame
- **LIFETIME GUARANTEE on the Air Frame System** (T's & C's apply)
- Dynamic Speed Valve & Intelligent Frame relief valve
- Fully taped waterproof seams throughout
- Front door with zip back mesh ventilation/insect screen panel
- Rear cowl height tensioning adjusters
- Zip in curtains
- Tinted anti glare windows
- Twin awning piping (4mm & 6mm)
- Waterproof zips on both left and right side cowl doors
- Fully sewn-in waterproof PE groundsheet
- 110cm deep tapered cowl for a perfect weather tight fitting
- Double interconnecting zip back interior cowl door for UK & European vans
- Cowl door ventilation with zip down draft covers
- Full front and side door Phoenix Mesh ventilation / insect screen panel
- Lumi-Link & Up/Down Lighter compatible
- Includes storm straps
- Includes double action manual air pump

Model Height Range

Movelite T5 Low / Mid 180-240cm



Connects directly to the vehicle by:

- 4mm/6mm twin piping (inc)
- Storm Straps (inc)
- Pole & Clamp
- Magnetic-Connect Kit



Colour - Graphite/Ivory

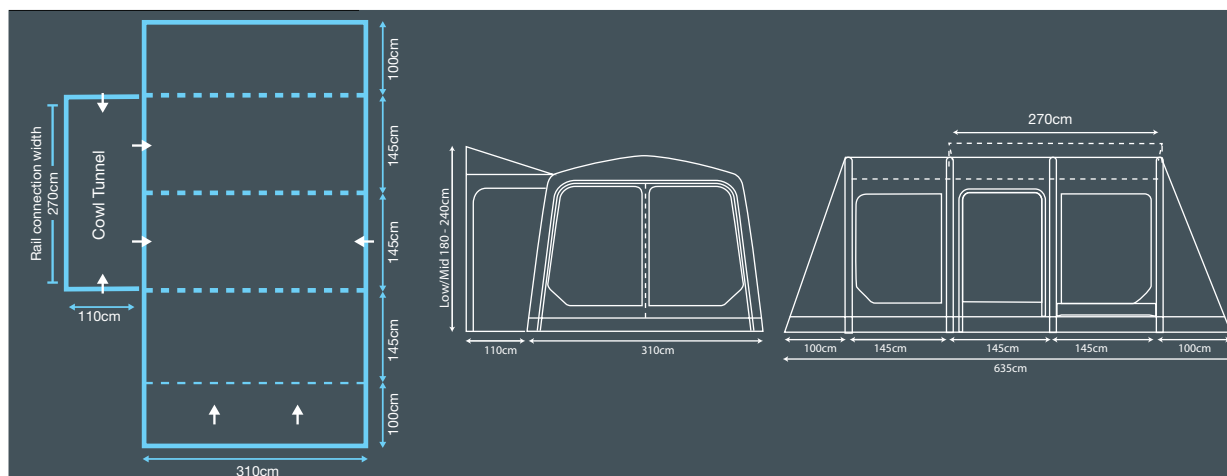


Optional Extras:

- Movelite Canopy
- Movelite T5 Snug rug
- Movelite T5 Roof Liner
- Movelite T5 Footprint
- Clip in 2 / 4 berth sleeping inner tent
- Driveaway Kit

Weight - 26.1kg

Pack Size - 82x55x50cm



CAYMAN MIDI AIR

DRIVEAWAY // CAMPERVAN - MOTORHOME

NEW
FOR 2019

Main Features

- 100HDE Hex fabric
- 3000mm hydrostatic head
- Dura Tech welded tube Oxygen Air Frame
- Dynamic Speed Valve
- Fully taped waterproof seams throughout
- Fibreglass front eyebrow canopy
- Rear cowl height tensioning adjusters
- Window curtains
- Crystal clear windows
- Twin awning piping (4mm & 6mm)
- Right and left side cowl tunnel entry
- Fully sewn-in waterproof PE groundsheet
- Right hand side cooking Phoenix Mesh ventilation with adjustable gusseted storm cover
- Lumi-Link compatible
- Includes storm straps
- Includes double action manual air pump

Model Height Range

Cayman Midi Air	180-240cm
-----------------	-----------



Connects directly to the vehicle by:

- 4mm/6mm twin piping (inc)
- Storm Straps (inc)
- Pole & Clamp
- Magnetic-Connect Kit



Colour - Anthracite/Steel



Optional Extras:

- Footprint Groundsheet
- Driveaway Kit
- Lumi Link lighting system

Weight - 14.2kg
Pack Size - 78x41x34cm

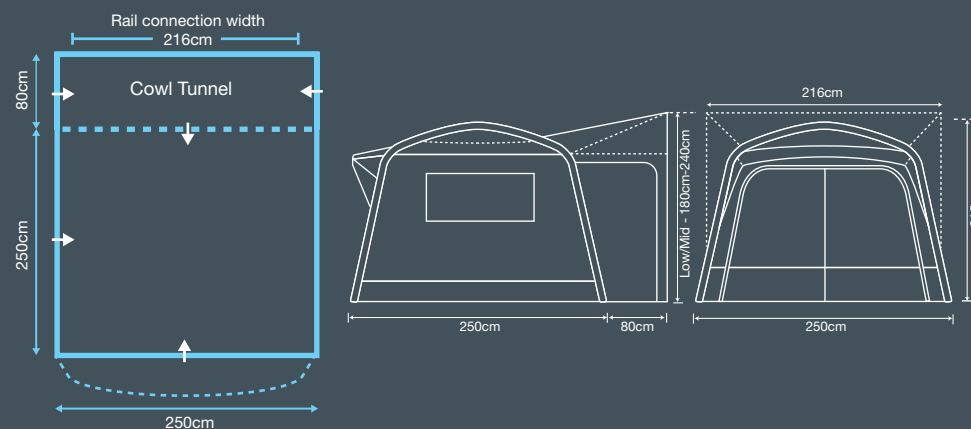


...Created for adventure

Perfect for weekend trips and one-night stays, the new Cayman Midi Air is the ideal compact utility driveaway awning for small families or couples. A stylish integral front canopy has been added to the awning, along with a fully sewn-in PE groundsheet. We see breathability of vital importance in all our awnings, which is why we have added extra ventilation for 2019 in the form of Phoenix Mesh panels in the right-hand side with external gusseted zip up draft down cover.



Side panel ventilation with zip down gusseted cover.



CAYMAN AIR

DRIVEAWAY // CAMPERVAN - MOTORHOME

NEW
FOR 2019

Main Features

- 100HDE Hex fabric
- 3000mm hydrostatic head
- Dura Tech welded tube Oxygen Air Frame
- Dynamic Speed Valve
- Fully taped waterproof seams throughout
- Fibreglass front eyebrow canopy
- Full zip back Phoenix Mesh ventilation / insect screen panels to both side doors
- Rear cowl height tensioning adjusters
- Window curtains
- Crystal clear windows
- Twin awning piping (4mm & 6mm)
- Right and left side cowl tunnel entry
- Fully sewn-in waterproof PE groundsheet
- Twin roof ventilation system with Velcro down covers
- Lumi-Link / Up/Down Lighter compatible
- Includes storm straps
- Includes double action manual air pump

Model Height Range

Cayman Air Mid/Low	180-240cm
Cayman Air Highline	240-290cm



Connects directly to the vehicle by:

- 4mm/6mm twin piping (inc)
- Storm Straps (inc)
- Pole & Clamp
- Magnetic-Connect Kit



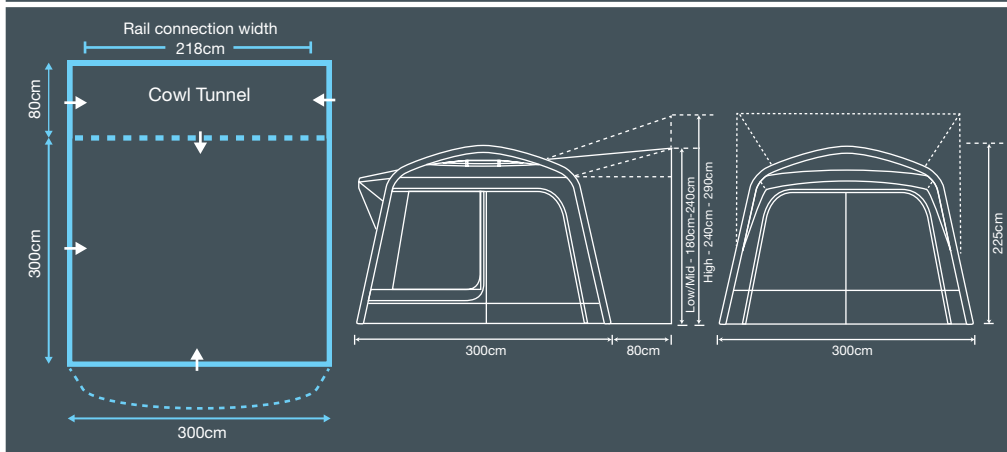
Colour - Anthracite/Steel



Optional Extras:

- Footprint Groundsheet
- Clip in 2 berth inner tent
- Snug Rug
- Driveaway Kit
- Lumi Link & Up/Down Lighter systems

Weight - 16.7kg
Pack Size - 80x46x32cm



...Created for adventure

New for 2019, Outdoor Revolution's Cayman Air is a single inflation, fast pitch driveaway awning. It is available in 2 heights; to suit a range of campervans and motorhomes. The awning features both left and right cowl doors, allowing easy access to your vehicle. Mesh panels in the left and right side of the roof make the Cayman Air a well ventilated, breathable awning. The integral front canopy adds a touch of style and functionality, and a fully sewn-in PVC groundsheet helps keep the awning dry.



Integral side door Phoenix Mesh ventilation/insect screens.



CAYMAN PURSUIT

DRIVE UP // CAMPERVAN

NEW
FOR 2019

Main Features

- 100HDE Hex Fabric
- 3000mm hydrostatic head
- Dura Tech welded tube Oxygen Air Frame
- Dynamic Speed Valve & Intelligent Frame Relief Valve
- Fully taped waterproof seams throughout
- Fibreglass front eyebrow canopy to the front and rear
- Window Curtains
- Crystal clear windows
- Twin awning piping (4mm & 6mm)
- Removeable waterproof PE groundsheet
- 2 berth sleeping inner tent hanging points
- All door panels zip fully back to create an open gazebo
- Lumi-Link compatible
- Includes storm straps
- Includes double action manual air pump



...Created for adventure

Designed specifically for the outdoor enthusiast and people on the move, the new Cayman Pursuit is an easy to pitch, versatile single inflation point drive up awning. The awning can be used as a shared communal area between two vans, providing that much needed extra space, especially in bad weather. A perfect base shelter for outdoor sports or overnight stays with inner tent hanging points.



Fully removeable waterproof PE groundsheet.

Colour - Anthracite/Steel

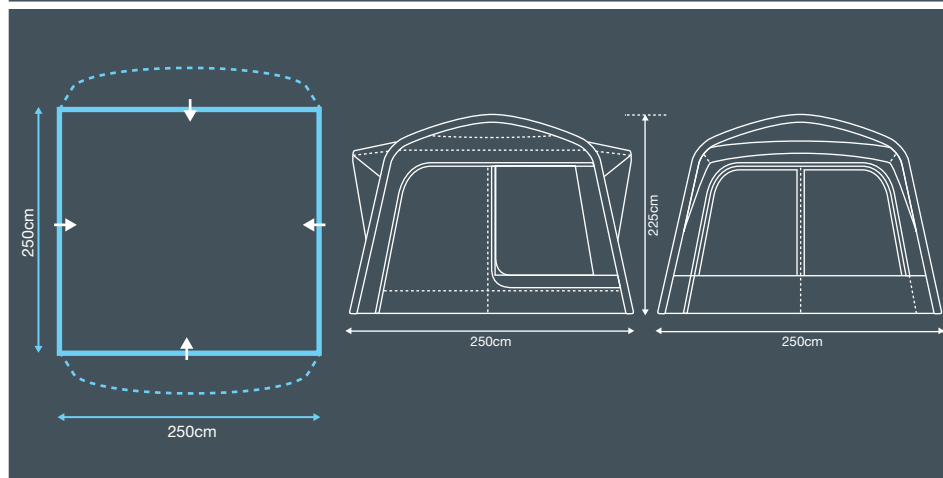


Optional Extras:

- Footprint Groundsheet
- Clip in 2 berth inner tent
- Lumi Link lighting system

Weight - 14.2kg

Pack Size - 78x41x34cm



Communal shelter between two camper vans



CAYMAN DELTAIR

DRIVEAWAY // CAMPERVAN - MOTORHOME

NEW
FOR 2019

Main Features

- 100HDE Hex Fabric
- 3000mm hydrostatic head
- Dura Tech welded tube Oxygen Air Frame
- Dynamic Speed Valve & Intelligent Frame Relief Valve
- Fully taped waterproof seams throughout
- Fibreglass pole front porch canopy
- Full zip back Phoenix mesh ventilation / insect screen panel to right hand side door
- Rear cowl height tensioning adjusters
- Window curtains
- Crystal clear windows
- Twin awning piping (4mm & 6mm)
- Right and left side cowl tunnel entry
- Fully sewn-in waterproof PE groundsheet
- 2 berth sleeping inner tent hanging points
- Lumi-Link / Up/Down Lighter compatible
- Includes storm straps
- Includes double action manual air pump

Model Height Range

Cayman Deltair	180-240cm
----------------	-----------



Connects directly to the vehicle by:

- 4mm/6mm twin piping (inc)
- Storm Straps (inc)
- Pole & Clamp
- Magnetic-Connect Kit



Colour - Anthracite/Steel



Optional Extras:

- Footprint Groundsheet
- Snug Rug
- Driveaway Kit
- Clip in 2 berth sleeping inner
- Lumi Link & Up/Down Lighter systems

Weight - 16kg
Pack Size - 80x46x35cm

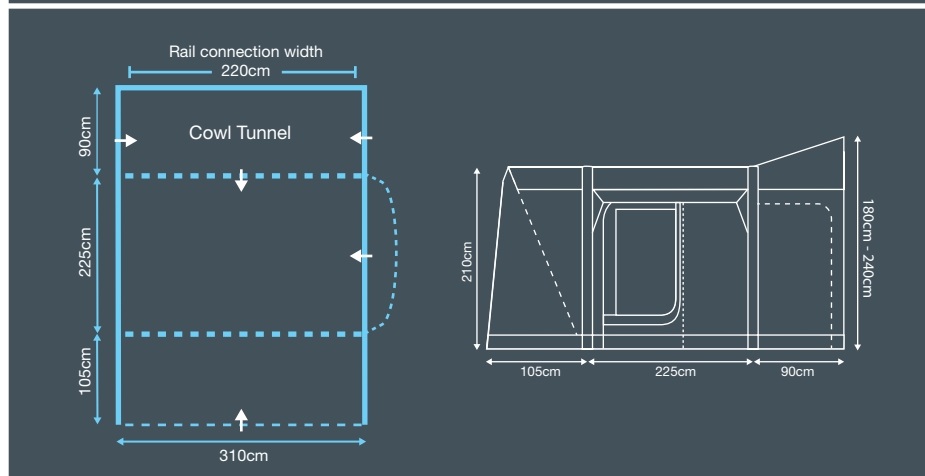


...Created for adventure

New for 2019, Outdoor Revolution's Cayman Air is a spacious, fast pitch driveaway awning with a new stylish integral front canopy. Mesh panels have been added to the awning in the right-hand side doors for increased ventilation and breathability. Access to your vehicle from the Cayman Deltair is easy via the cowl doors, situated on both the left and right-hand side.



Full side panel mesh door for ventilation.



CAYMAN CACOS AIR

DRIVEAWAY // CAMPERVAN - MOTORHOME

Main Features

- 100HDE Hex fabric
- 3000mm hydrostatic head
- Dynamic Speed Valve
- Fully taped waterproof seams throughout
- Full zip back mesh ventilation/insect screen panels to side door
- Fibreglass pole front porch canopy
- Window curtains
- Crystal clear windows
- Twin awning piping (4mm & 6mm)
- Fully sewn-in waterproof PE groundsheet
- 2 / 4 berth sleeping inner tent hanging points
- Lumi-Link / Up/Down Lighter compatible
- Includes storm straps
- Includes double action manual air pump

Model Height Range

Cayman Cacos Air 180-240cm



Connects directly to the vehicle by:

- 4mm/6mm twin piping (inc)
- Storm Straps (inc)
- Pole & Clamp
- Magnetic-Connect Kit



Colour - Anthracite/Steel



Optional Extras:

- Footprint Groundsheet
- Snug Rug
- Driveaway Kit
- Clip in 2 / 4 berth sleeping inner
- Lumi Link & Up/Down Lighter systems

Weight - 18.6kg

Pack Size - 80x46x38cm



NEW
FOR 2019

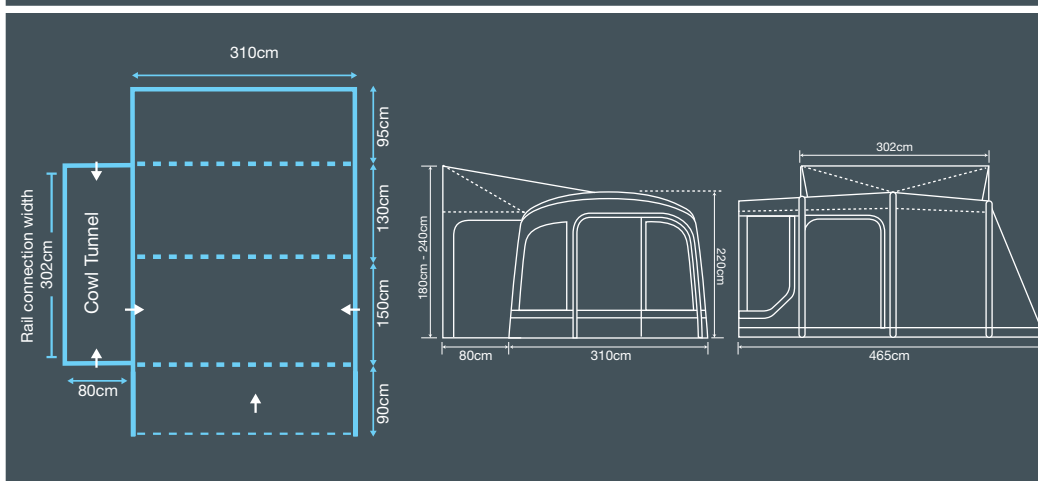


...Created for adventure

For those preferring a side-on pitched driveaway awning with a spacious interior, look no further than the Cayman Cacos Air. New features for 2019 include a stylish integral front canopy, a mesh panel in the side door (for increased breathability) and a fully sewn-in PE groundsheet. There are both left and right cowl doors, allowing easy access to your vehicle.



Integral full side door mesh ventilation/insect screen panel.



CAYMAN CLASSIC

DRIVEAWAY // CAMPERVAN - MOTORHOME

Main Features

- 100HDE Hex fabric
- 3000mm hydrostatic head
- Lightweight fibreglass frame
- Fully taped waterproof seams throughout
- Rear cowl access door
- Zip up front door converts in to a canopy
(Canopy poles sold separately)
- Window curtains
- Crystal clear windows
- Hi-Vis guylines
- Twin awning piping (4mm & 6mm)
- Fully sewn-in waterproof PE groundsheet
- Roof ventilation system with Velcro down cover
- 2 berth sleeping inner tent hanging points
- Lumi-Link compatible

Model Height Range

Cayman Low/Mid	180-240cm
Cayman Highline	240-290cm



Connects directly to the vehicle by:

- 4mm/6mm twin piping (inc)
- Storm Straps
- Pole & Clamp
- Magnetic-Connect Kit



Colour - Anthracite/Steel



Optional Extras:

- Footprint Groundsheet
 - Snug Rug
 - Driveaway Kit
 - Clip in 2 berth sleeping inner
 - Canopy poles
 - Lumi Link lighting systems
- Weight - 10.5kg
Pack Size - 72x31x31cm



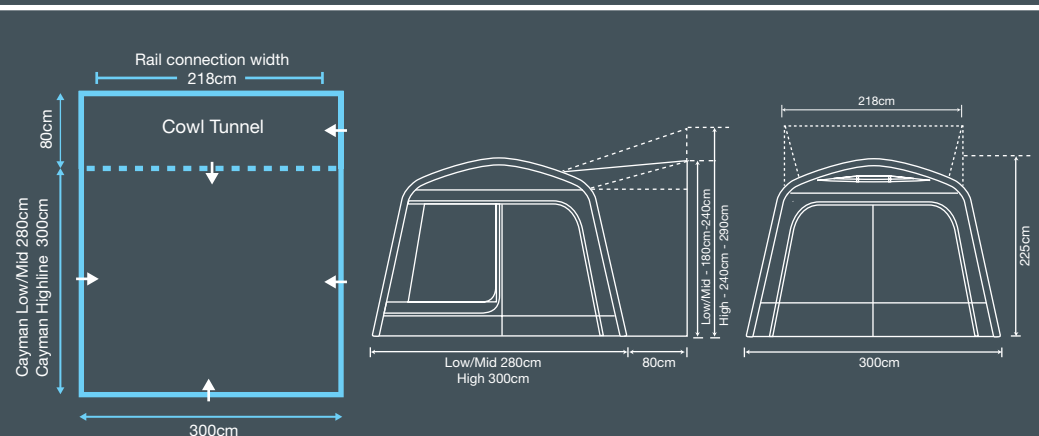
Canopy poles available as an optional extra.

...Created for adventure

They say if it's not broken don't try to fix it! Which is the motto we've stuck to when it comes to the Cayman Classic. This ever so popular pole and sleeve driveaway awning has returned for 2019 with its much-loved classic design – a firm favourite amongst tourers. Features include fully sewn-in groundsheet, mesh ventilation and zip-in curtains.



Full side door mesh ventilation/insect screen panel.



CAYMAN

DRIVEAWAY // CAMPERVAN - MOTORHOME

Main Features

- 100HDE Hex fabric
- 3000mm hydrostatic head
- Lightweight fibreglass pole frame system
- Fully taped waterproof seams throughout
- Rear cowl height tensioning adjusters
- Window curtains
- Crystal clear windows
- Twin awning piping (4mm & 6mm)
- Right and left side cowl tunnel entry
- Fully sewn-in waterproof PE groundsheet
- Roof ventilation system with Velcro down cover
- Lumi-Link compatible
- 2 berth sleeping inner tent hanging points

Model Height Range

Cayman Low/Mid	180-240cm
Cayman Highline	240-290cm



Connects directly to the vehicle by:

- 4mm/6mm twin piping (inc) • Storm Straps
- Pole & Clamp • Magnetic-Connect Kit



Colour - Anthracite/Steel



Optional Extras:

- Footprint Groundsheet
- Snug Rug
- Driveaway Kit
- Clip in 2 berth sleeping inner
- Lumi Link lighter system

Weight - 11.8kg
Pack Size - 72x34x29cm



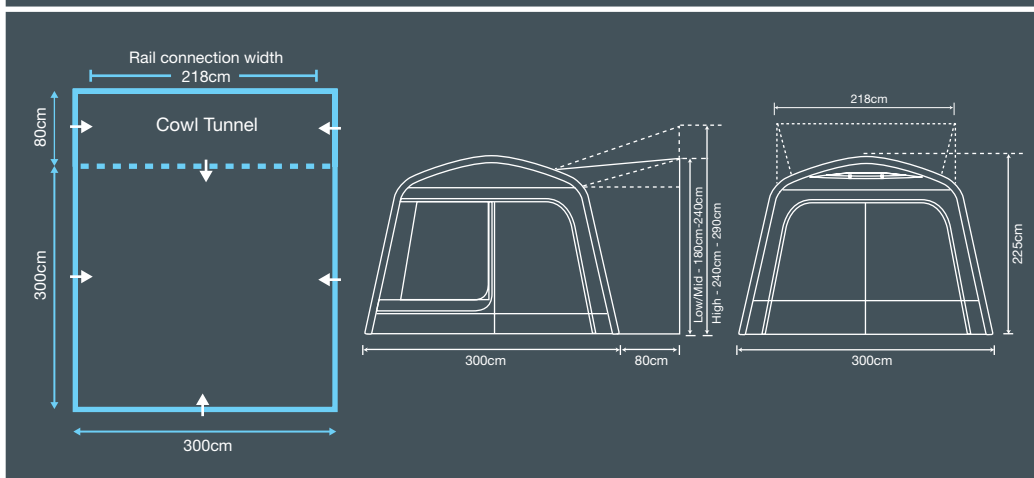
NEW
FOR 2019



Fully zip back front door.

...Created for adventure

The 2019 Cayman pole and sleeve driveaway awning takes its inspiration from the Cayman Classic, but with extra features added and a new, modern look. The Cayman features both left and right cowl doors – allowing easy access to your vehicle – and a fully sewn-in groundsheet. The 2 heights options available, make this awning compatible with a wide range of campervans and motorhomes.



CAYMAN TAIL

DRIVEAWAY // CAMPERVAN - MOTORHOME

NEW
FOR 2019

Main Features

- 100HDE Hex fabric
- 3000mm hydrostatic head
- Lightweight fibreglass pole frame system
- Fully taped waterproof seams throughout
- Extra deep 140cm cowl for a perfect reverse in rear tail gate fitting
- Rear cowl height tensioning adjusters
- Window Curtains
- Crystal clear windows
- Twin awning piping (4mm & 6mm)
- Right and left side cowl tunnel entry
- Fully sewn-in waterproof PE groundsheet
- Roof ventilation system with Velcro down cover
- Lumi-Link compatible
- 2 berth sleeping inner tent hanging points

...Created for adventure

Due to the success of our Cayman driveaway awnings, we have introduced a rear fitting version – the Cayman Tail. With its extra-deep rear cowl, the pole and sleeve Cayman Tail has been designed specifically to attach onto your vans rear entrance. The awning features both left and right cowl doors, allowing easy access to your vehicle. To allow optimum air flow throughout the awning, we have breathable mesh panels in the roof. The Cayman Tail also features a fully sewn in PE groundsheet.

Model Height Range

Cayman Tail Low/Mid 180-240cm



Connects directly to the vehicle by:

- 4mm/6mm twin piping (inc)
- Storm Straps
- Pole & Clamp
- Magnetic-Connect Kit



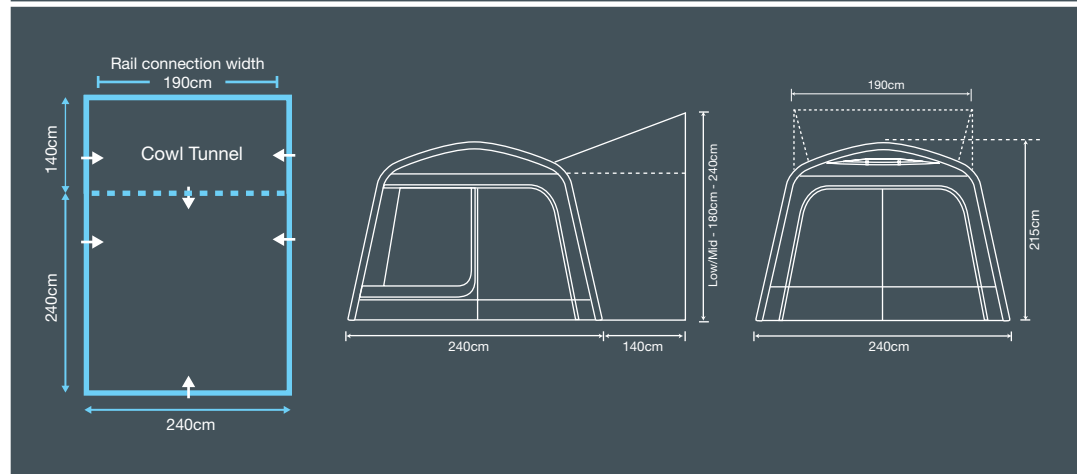
Colour - Anthracite/Steel



Optional Extras:

- Footprint Groundsheet
- Snug Rug
- Driveaway Kit
- Clip in 2 berth sleeping inner
- Lumi Link lighter system

Weight - 11.1kg
Pack Size - 72x33x27cm



Full side panel mesh door for ventilation.



TURISMO

DRIVEAWAY // CAMPERVAN - MOTORHOME

Main Features

- 100HDE Hex fabric
- 3000mm hydrostatic head
- Lightweight fibreglass pole frame
- Fully taped waterproof seams throughout
- Left hand side fully zip back door
- Zip back front door
- Toggle in curtains
- Crystal clear windows
- Twin awning piping (4mm & 6mm)
- Fully sewn-in waterproof PE groundsheet
- Hi-Vis guylines
- 2 berth sleeping inner tent hanging points
- Lumi-Link compatible

Model Height Range

Turismo Low/Mid	180-240cm
Turismo High	240-290cm



Connects directly to the vehicle by:

- 4mm/6mm twin piping (inc)
- Storm Straps
- Pole & Clamp
- Magnetic-Connect Kit



Colour - Graphite/Ivory



Optional Extras:

- Footprint Groundsheet
- Snug Rug
- Driveaway Kit
- 2 berth sleeping inner
- Lumi Link lighter system

Weight - 9.6kg

Pack Size - 75x32x26cm



NEW
FOR 2019

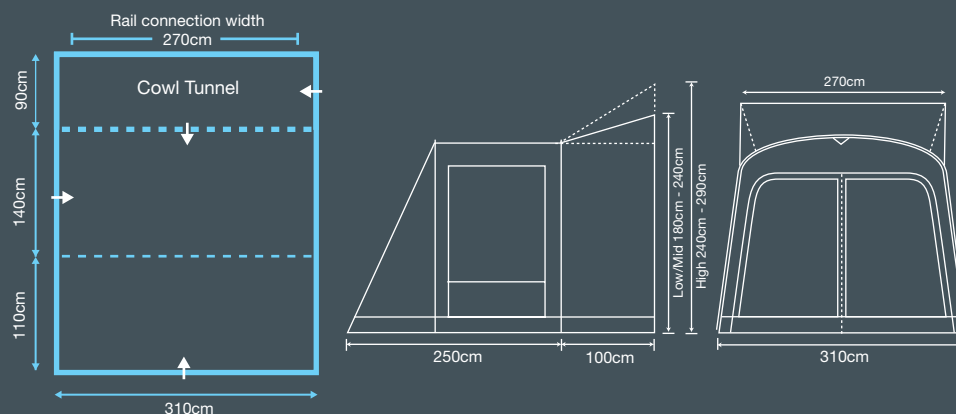


...Created for adventure

New for 2019, Outdoor Revolution's Turismo is a fibreglass pole and sleeve driveaway awning to attach to a vehicle. Included with the awning is a clip-in groundsheet and clip in curtains, for extra privacy. Breathability is vitally important in all our awnings, which is why we have added extra ventilation for 2019 in the form of mesh ventilation to the upper internal cowl door.



Full side door mesh ventilation/insect screen panel.



OUTHOUSE HANDI XL

CAMPERVAN - MOTORHOME

Main Features

- 100HDE Hex fabric
- 3000mm hydrostatic head
- Lightweight fibreglass poles
- Fully taped waterproof seams throughout
- Crystal clear windows
- Separate peg down PE groundsheet
- Roof ventilation with Velcro down storm cover
- Zip up front door converts into a canopy
(canopy poles sold separately)
- Left & right hand side window/mesh vents with exterior zip down adjustable storm covers
- Twin awning piping (4mm & 6mm)
- Hi-Vis guylines

Model Height Range

Outhouse Handi XL

180-240cm



Connects directly to the vehicle by:

- 4mm/6mm twin piping (inc)
- Storm Straps
- Pole & Clamp
- Magnetic-Connect Kit



Colour - Anthracite/Steel



Weight - 5.6kg

Pack Size - 67x46x44cm

NEW
FOR 2019



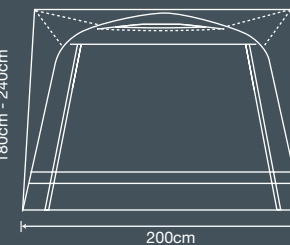
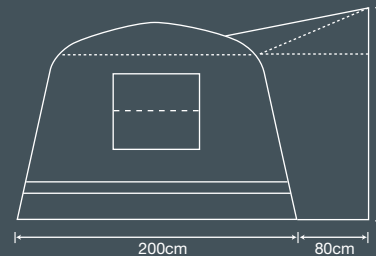
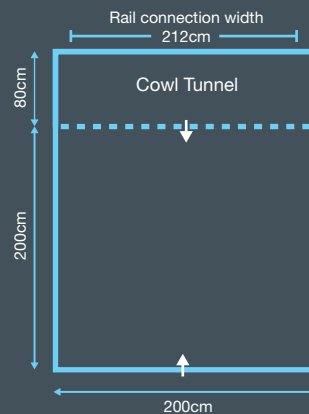
Canopy poles available as an optional extra.



Front zip up door converts into a canopy.

...Created for adventure

The 2019 Outhouse Handi XL is a pole framed multifunctional utility tent to attach to the side of your vehicle. The versatile outhouse provides much needed extra space outside of the vehicle whether it be for pets, storage, or to house a toilet. The mesh air vents make the Outhouse Handi XL a well-ventilated space for users.



TURISMO AIR

DRIVEAWAY // CAMPERVAN - MOTORHOME

Main Features

- 100HDE fabric
- 3000mm hydrostatic head
- Inflatable twin tube Oxygen Air Frame
- Fully taped waterproof seams throughout
- Left hand side fully zip back door
- Zip back front door
- Rear cowl access door
- Toggle in curtains
- Crystal clear windows
- Twin awning piping (4mm & 6mm)
- Fully sewn-in waterproof PE groundsheet
- Hi-Vis guylines
- 2 berth sleeping inner tent hanging points
- Lumi-Link and Up/Down lighter compatible

Model	Height Range
Turismo Air Low/Mid	180-240cm



Connects directly to the vehicle by:

- 4mm/6mm twin piping (inc)
- Storm Straps
- Pole & Clamp
- Magnetic-Connect Kit



Colour - Graphite/Ivory



Optional Extras:

- Footprint Groundsheet
- Snug Rug
- Driveaway Kit
- 2 berth sleeping inner
- Lumi Link & Up/Down Lighter systems

Weight - 10.5kg
Pack Size - 72x31x31cm



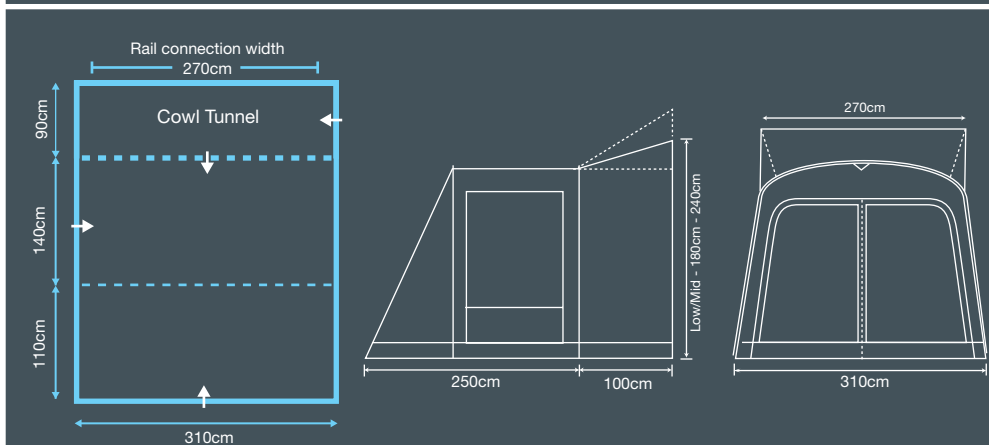
NEW
FOR 2019



Full side door mesh ventilation/insect screen panel.

...Created for adventure

Following on from the success of our pole framed Turismo, this season we have launched an air version – the Turismo Air. The awning is effortlessly inflated and provides much needed extra space adjacent your campervan or motorhome for that. Ventilation has been added to the awning in the form of mesh in the upper internal cowl door, for increased breathability. The awning comes complete with a clip-in groundsheet and clip in curtains for extra privacy.



TURISMO XLS²

DRIVEAWAY // CAMPERVAN - MOTORHOME

Main Features

- 100 HDE Fabric
- 3000mm Hydrostatic head
- Lightweight fibreglass pole frame system
- Fully taped waterproof seams throughout
- Rear cowl height tensioning adjusters
- Toggle in curtains
- Crystal clear windows
- Twin awning piping (4mm & 6mm)
- Cowl tunnel side entry door
- Removeable waterproof PE groundsheet
- Roof & annexe ventilation system
- Zip up front canopy door (*canopy poles sold separately*)
- Lumi-Link compatible
- 2 berth micro polyester sleeping inner tent
- Hi-Vis guylines
- Storm strap attachment points

Model

Turismo XLS²

Height Range

180-240cm



Connects directly to the vehicle by:

- 4mm/6mm twin piping (inc) • Storm Straps
- Pole & Clamp • Magnetic-Connect Kit



Colour - Graphite/Ivory



Optional Extras:

- Footprint Groundsheet
- Snug Rug
- Driveway Kit
- Lumi Link Lighting system

Weight - 15.5kg

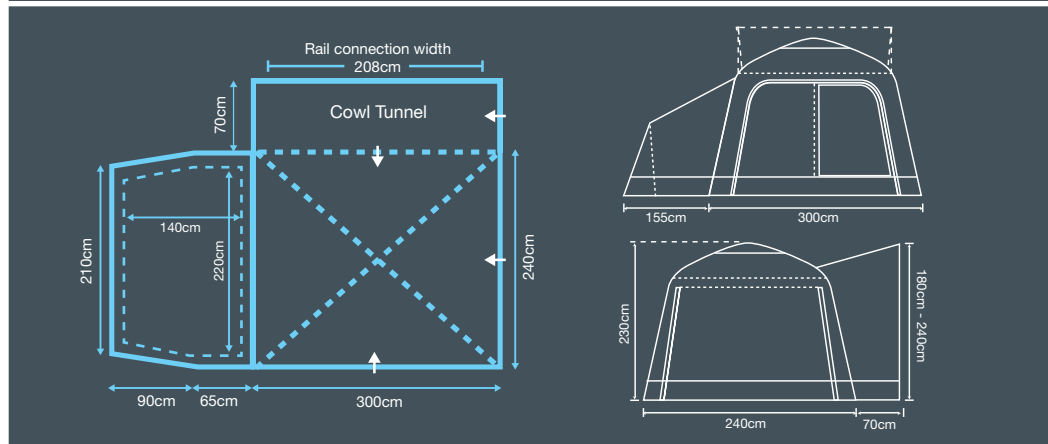
Pack Size - 68x33x33cm



Canopy poles available as an optional extra.

...Created for adventure

A fibreglass poled driveway awning complete with a two-berth inner tent for extra sleeping space outside of your campervan or motorhome. The Turismo XLS² features zip-up canopy style doors and comes with a separate groundsheet and clip-in curtains for extra privacy.



TECH-LINE CANOPY

CAMPERVAN - MOTORHOME - CARAVAN

Main Features

- 180HDE fabric
- 4000mm hydrostatic head
- Robust height adjustable steel pole
- Fully taped waterproof seams throughout
- Left and right hand side fully zip back doors
- Adjustable height peg down points
- Crystal clear windows
- Twin awning piping (4mm & 6mm)
- Front triangular adjustable angle wind shields
- Reflective strips to left and right hand sides
- Reflective guylines
- Available in 3 height ranges to suit all vehicles including motorhomes, campervans & caravans

Model Height Range

Tech-line Canopy Lowline	185-220cm
Tech-line Canopy Midline	220-255cm
Tech-line Canopy Highline	255-305cm



Connects directly to the vehicle awning rail by:

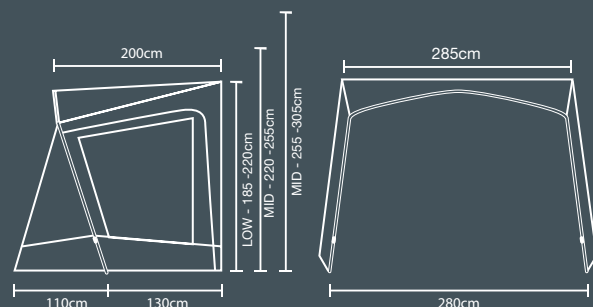
- 4mm/6mm twin piping (inc)

Colour - Graphite/Warm Grey



Weight - 7kg

Pack Size - 75x21x15cm



...Created for adventure

Outdoor Revolution's Tech-line Canopy is made from a waterproof 180HDE fabric, and a single adjustable steel pole frame. It has been designed to fit caravans, motorhome and campervans with its 3 heights options: Lowline, Midline and Highline. It provides the ideal accessory outside of your vehicle for cooking or sheltering under. Features include clear PVC windows and zip-back side doors for versatile accessibility. The canopy comes with two reflective storm straps and steel pegs.



Side doors can be fully zipped and tied back.



SPORT-LINE CANOPY

CAMPERVAN

NEW
FOR 2019

Main Features

- 180HDE fabric
- 4000mm hydrostatic head
- Robust height adjustable steel pole
- Fully taped waterproof seams throughout
- Left and right hand side fully zip back doors
- Full front zip across door
- Toggle in privacy curtains
- Adjustable height peg down points
- Crystal clear windows
- Twin awning piping (4mm & 6mm)
- Front triangular adjustable angle wind shields
- Reflective strips to left and right hand sides
- Reflective guylines
- Includes peg down removeable PE groundsheet
- Suitable for campervans

Model

Sport-line Canopi Lowline

Height Range

185-220cm



Connects directly to the vehicle awning rail by:

- 4mm/6mm twin piping (inc)

Colour - Graphite/Warm Grey



Weight - 8kg

Pack Size - 75x21x15cm

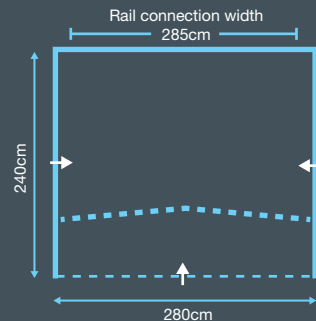
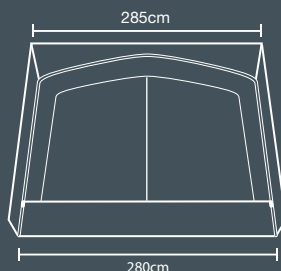
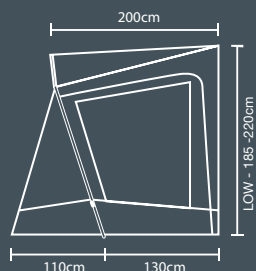


...Created for adventure

New for 2019, Outdoor Revolution's Sport-line Canopi is designed for campervans and is made from a waterproof 180HDE fabric, and a single adjustable steel pole frame. The canopy features clear PVC windows and zip-back side doors. Included with the canopy are reflective storm straps and steel pegs. There is also an optional annexe available to purchase alongside this product, which is compatible with both side doors.



Full zip across front door..



Toggle in curtains to all windows for total privacy.



THULE WINDOUT AWNING CANOPY

NEW
FOR 2019



THULE
REIMO

PREMIUM INFLATABLE AWNING FURNITURE

NEW
FOR 2019



New from Outdoor Revolution, the Reimo rail Thule wind out awning canopy. A removeable wind out awning designed to fit to an existing Reimo Rail by easily installed mounting brackets. The awning can be easily removed when not required.

Features:

- Removeable awning with holder for Reimo multi rail
- Can be removed from the vehicle quickly and easily
- Variants for mounting on the right and left side of the vehicle
- Complete with Thule awning 4900 mounting adaptor, hand crank and rubber seal

New from Outdoor Revolution, the Campese inflatable furniture range is a stylish, contemporary addition to any driveway awning, caravan awning or tent, creating a comfortable home from home space to kick back and relax.

Available in the range are both single and double inflatable sofas and an inflatable footrest. The strength and rigidity in the furniture's exterior fabric cover make it comfortable and supportive, just like a regular sofa. The furniture is inflated through the inner air chamber and covered with a second layer durable polyester fabric with a PU coating.

PVC DOOR MAT



Outdoor Revolution PVC campervan door mat with raised stipples to clean off and trap mud from muddy footwear, helping to keep your campervan or awning floor clean.

- Embossed logo design
- Made from durable PVC
- 5.8mm thickness
- Size: 46cm x 32cm

CUSHIONED COWL MAT



A handy closed cell waterproof foam mat that is designed for use inside the driveway awning cowl area. Can be used on any ground surface. The mat is made in square sections which can be easily trimmed to any size for an exact fit

- Cushioned closed cell foam
- Embossed logo
- Can be folded down to a compact size
- Can be easily trimmed to size and shape
- For use within the driveway cowl area
- 4mm thickness
- Size: 230 x 60cm

20 PCE MELAMINE SET



Cool Camper design 20 piece melamine set. Classic campervan design dinner set which will brighten up any camp table. Made from 100% quality melamine. Dishwasher safe.

- 5 x dinner plates - 10" (25cm)
- 5 x side plates - 8" (20cm)
- 5 x breakfast bowls - 6" (15cm)
- 5 x mugs - 33cl

BAMBINO HIGH CHAIR



Folding infants camping high chair. Designed with a low centre of gravity to give maximum stability on uneven ground. Featuring a safety locking mechanism, wipeable PVC top, shoulder and waist safety straps with release buckle.

- Steel tube frame
- Wipeable PVC tray
- 600D Oxford polyester fabric
- Erected size: 57x46x52cm
- Packed height: 87cm
- Includes 210D polyester carry bag

CAMP KITCHEN STAND



The Camp Kitchen Stand is a must have accessory for 2019. The perfect size kitchen for any camping holiday. It has two compartments one with one shelf and the other with two shelves. This sturdy unit has an aluminium top and windshield that pegs in. The unit folds flat and is stored in a carrying bag.

19mm Steel tube frame
500D Plain PVC fabric
Four Shelves

Aluminium elasticated top
Packs in to carrying bag
Size: 87cm x 50cm x 80cm



CAMP WARDROBE



The Camp Wardrobe is a perfect storage unit for camping and caravanning. It has three shelves and a sturdy steel frame, plus it is collapsible and folds away flat in to a carry bag for easy transportation and storage.

19mm Steel tube frame
500D Plain PVC fabric
Three shelves

Wood grain surface top
Packs in to carrying bag
Size: 60cm x 51cm x 101cm



PREMIUM WARDROBE



The Premium Wardrobe is a king sized camping wardrobe with lots of space for hanging clothes with 4 shelf compartments.

Sturdy collapsible steel frame construction
Rear ventilation mesh panels
Steel clothes hanging rail
Wood grain surface top and rigid shelf bases
Packs in to carrying bag
Assembled size: 90cm x 48cm x 141cm



PREMIUM CAMP BED



The Premium Camp Bed is a high quality camp bed boasting features usually found in much higher priced camp beds. The luxurious padded top cover provides blissful comfort for a great nights sleep, whilst the adjustable reclining backrest feature makes the bed ideal for a spot of daytime relaxing with a good book. The sturdy steel frame is complemented with extra wide feet pads to protect your groundsheet. For storage and easy transportation the bed folds completely flat and fits neatly into its own carry bag.

Matt Graphite Steel Frame
Fabric: 500D premium padded PVC polyester
Soft padded comfort head pillow

Multi-Position adjustable back rest
Folds flat with extra wide feet pads
Size: 213 x 79 x 31cm / Net weight: 10.12kg



HUG CHAIRS



The Hug Chair is a premium quality camping chair with a lightweight yet sturdy, fast assembly, pop up style folding frame with safety locking mechanism. The premium textured polyester fabric with PVC back coating offers a luxury feel whilst being totally functional and hard wearing. The chair is set off with webbing edge binding, a padded back rest and comes in 2 stylish colours (Aqua Blue Ripple & Green Forest Brindle)

Matt graphite steel frame
Fabric: 500D premium padded PVC Polyester
Soft padded comfort head pillow

Polyester carry bag with shoulder strap
Extra wide feet



SORRENTO LOUNGER



**FREE
SIDE TABLE**

The Sorrento Lounger is an adjustable reclining lounging chair with various positions to provide the most comfortable and relaxing position for you. It folds up flat to make it easier for storage when not in use.

Graphite Steel Frame
Adjustable Back and Legs
600D PVC padded Fabric

Free Compact Side Table
Size: 53cm x 50cm x 51cm
Weight loading: 100kgs

PREMIUM TABLE



The Premium Table has been designed to complement the range of Outdoor Revolution furniture and is now available in both standard and the new XL size. The Wood Grain Surface gives the table a contemporary look. The aluminium locking legs have a matt finish and fold completely flat, making the table very easy to store and transport.

Standard Premium Table
Standing Size: 90cm x 60cm x 72cm
Folding size: 90cm x 60cm x 10cm

PREMIUM XL TABLE



Premium Table XL
Standing Size: 112cm x 80cm x 72cm
Folding size: 112cm x 80cm x 10cm



SAN REMO CHAIR



The San Remo Chair is a suspension chair with numerous adjustable back settings from upright to laying nearly flat. This chair includes a free clip-on, side cup holder table.

Matt Graphite Aluminium Frame
Adjustable Back
600D PVC padded Fabric
Free Compact Side Cup Table

Open Size: 118cm x 62cm x 74cm
Folding Size: 111cm x 62cm x 9cm
Total Weight: 5.2kg
Maximum Capacity: 120kg
Optional Extra: Footstool

SAN REMO FOOTREST



The Clip on Footrest is designed to fit the San Remo and Napoli chair, complementing the Outdoor Revolution furniture range. The footstool offers extra comfort for those days when you just want to kick back and relax.

Matt Graphite Aluminium Frame
600D PVC padded Fabric
Fits Napoli and San Remo Chairs

Size: 90cm x 48cm x 31cm
Weight loading: 30Kgs

SIENNA CHAIR


NEW
FOR 2019



The Sienna is a robust and compact folding camp chair with a multi position reclining backrest. The steel frame provides a very sturdy feel to the chair which is rated to 100kg max loading. Extra wide feet help to prevent groundsheet damage. Further features include a rear mesh pocket and retractable drinks holder. Complete with carry bag.

Graphite Steel Frame
Adjustable Back and Legs
600D PVC padded Fabric

Open size: 55cm x 47cm x 48/99cm
Folded size: 33cm x 13cm x 93cm
Weight loading: 100Kgs



VERONA CHAIR



The San Remo Chair is a suspension chair with numerous adjustable back settings from upright to laying nearly flat. This chair includes a free clip on, side cup holder table.

Matt Graphite Aluminium Frame
Adjustable Back
600D PVC padded Fabric
Free Compact Side Cup Table

Open Size: 118cm x 62cm x 74cm
Folding Size: 111cm x 62cm x 9cm
Total Weight: 5.2kg
Maximum Capacity: 120kg
Optional Extra: Footstool



VERONA FOOTREST/TABLE



The Clip on Footrest is designed to fit the San Remo and Napoli chair, complementing the Outdoor Revolution furniture range. The footstool offers extra comfort for those days when you just want to kick back and relax. Can also be used as a table with hard wood grain effect top.

Matt Graphite Aluminium Frame
600D PVC padded Fabric
Fits Napoli and San Remo Chairs

Size: 90cm x 48cm x 31cm
Weight loading: 30Kgs



VICENZA LUX CHAIR



The Vicenza Lux Chair is a dark grey adjustable back chair and comes with a removable padded head rest.

Matt Graphite Aluminium Frame
Adjustable Back
600D PVC padded Fabric
Free Compact Side Cup Table

Size: 47cm x 42cm x 46cm
Weight loading: 100kg
Optional Extra: Footstool



VICENZA FOOTREST



The Vicenza Footrest is designed to fit and match the Vicenza Lux chair. The clever easy fit connection system allows for the quick and secure fitting of the footrest to the chair.

Matt Graphite Steel Frame
600D PVC Polyester Fabric
Fits the Vincenza Lux Chair

Size: 90cm x 48cm x 31cm
Weight loading: 30Kgs

PALERMO CHAIR



**FREE
SIDE TABLE**

The Palermo Chair is a dark grey textilene adjustable back chair and comes with a removable padded headrest.

Matt Graphite Aluminium Frame
Adjustable Back
Washable Weatherproof Textilene Fabric
Free Compact Side Cup Table

Size: 47cm x 42cm x 46cm
Weight loading: 100kg
Optional Extra: Footstool

PALERMO FOOTREST



The Palermo Footrest is designed to fit and match the Palermo Textilene chair. The clever easy fit connection system allows for the quick and secure fitting of the footrest to the chair.

Matt Graphite Steel Frame
Washable Weatherproof Textilene Fabric
Fits the Palermo Textilene Chair

Size: 90cm x 48cm x 31cm
Weight loading: 30Kgs



AIR POD INNER TENT



OXYGEN
AIR SYSTEM

The Air Pod Inflatable Inner Tent is the perfect sleeping solution for unexpected or last minute guests. The versatility of this inflatable inner tent allows it to be placed anywhere inside your caravan awning, driveway awning or tent. Constructed using Dura-tech single point inflation technology with Dura-welded low diameter air tubes; this clever inner tent can be inflated and placed in position in a matter of seconds. Nothing could be quicker or simpler! Incorporating our acclaimed Phoenix Mesh zip back front panel for added breathability, cool grey Micro Polyester fabric, internal accessory pockets, Lumi-Lite lantern hanging point and waterproof PE sewn groundsheet.

Fabric - Cool Grey Micro Polyester
Ventilation - Phoenix Mesh
Size - Width: 210cm x Depth: 135cm x Height: 115cm
Weight - 2.6kg
Pack Size - 60x33x31cm

Dura-tech
SINGLE POINT INFLATION SYSTEM

COOL WINDBREAKS

FLORELLE

APACHE

AZTEC



Set of 4 cool camping 4 pole windbreaks. Available in Florelle, Apache, Aztec & Bloomin'.

Main Features:

- Fabric: Polyester
- 4 poles with 4 design option panels
- Size: 400mm x 110mm
- 4 quality 23mm dia, 130cm long wooden poles with steel caps and spikes.
- Coordinated printed polyester bag with webbing carry handle and draw string




MOVELITE WINDBREAK

BLOOMIN'

DESIGNED TO COMPLEMENT THE MOVELITE RANGE

NEW
FOR 2019



NEW
FOR 2019



The Movelite, 4 poled windbreak is designed to compliment the latest range of Movelite driveway awnings for 2019. Constructed from 4 sturdy take apart steel poles with our premium 480 HDE double ripstop polyester fabric in graphite and ivory colours. The windbreak also incorporates clear PVC panels, peg down bungee loops, reflective taping and comes complete with 6 reflective guylines and steel pegs.

Colour - Graphite/Ivory

Fabric - 480 HDE double ripstop polyester
Poles - Steel take apart poles in graphite grey
Window: Clear PVC
Size - Width: 500cm x Height: 140cm
Complete with carry/storage bag



SNUG RUGS



The new design Trio Snug Rug Camping Carpet is a specially designed carpet to fit campervan / motorhome awnings & tents. They are made from a soft comfortable material with a waterproof thermal backing. The carpets are trimmed and branded with the Outdoor Revolution Trio Striping and comes packed in a Luxury Cabin Bag.

Available in sizes to fit most 2019 models



LUMI-LINK LED TUBE LIGHTING SYSTEM



Main Features:

- 3 x In-Line Connecting Micro LED Tube Lighting
- 7 Phase Light Strength Settings from Soft Ambient to Full on Brightness
- In line or Remote Controller
- Choice of 3 power source options included - Mains Adaptor, 12v Car Lighter Connector or USB cable
- 2 x Extension Leads
- Cloth Tube Light Bag plus Protective Hard Tube Storage Case



Brand new and exclusive to Outdoor Revolution, the Lumi-Link lighting system has been designed to be completely compatible with all 2018 onwards model Outdoor Revolution Driveaway awnings. All 2018 onwards models have been fitted with Velcro attachment points to attach the LED tube lights. These fantastic lights come complete with a handy remote control and an in line control switch that can turn the lights on and off or alter the brightness settings up or down. This innovative product is the perfect accessory to create a comfortable atmosphere in any driveaway awning.



UP-DOWN LIGHTER LIGHTING SYSTEM



Compatible with **LUMI-LITE**

Exclusive to Outdoor Revolution; this fantastic lighting system has been designed to be compatible with 2018 onwards model Outdoor Revolution driveaway air awnings. All 2018 onwards air frame models have been fitted with Velcro attachment points to attach the up/down lighter shades. The light is turned on and placed inside the shade in either an upward or downward lighting position. This innovative design creates the perfect atmosphere to match the style and sophistication of the product.

Main Features:

- Creates a cosy evening ambience to your awning
- Reflective Up lighter Shades packaged in pairs
- Material: 600HD light grey polyester outer fabric with Light Reflective Photocell material inside
- Easily attached to all 2018 onwards Outdoor Revolution awnings / tents & driveaway air tubes with pre located stitched in Velcro points.
- To be used with the Outdoor Revolution Lumi-Lite (Sold Separately)
- Can be used either as an up lighter or down Lighter



Shown with **LUMI-LITE**



LUMI-LITE



LUMI LITE

USB CAMPING LANTERN

Handy waterproof USB charging powerful LED lights are the perfect accessory for any caravanning or camping trip. The small silicone loop doubles as a hanging loop & USB charging connector.

- Up to 8 hours of life with one single full charge (based on the eco setting)
- Compatible with the exclusive all new Outdoor Revolution UP/DOWN Lighter lighting system.
- 3 Brightness settings / Waterproof
- USB Charging - Compatible with the USB 12v Charging Hub

LUMI-MOSI



LUMIMOSI

USB LANTERN / MOSI KILLER

Updated for 2019; the Lumi-Mosi light is a USB charging light with a mosquito / midge UV killer in one unit. A small hook enables the light to be hung anywhere, either inside or outside.

- 2 in 1 LED Light & Mosquito killer
- New amber mosi safe light mode that does not attract mosquitos or midges
- Rain proof
- 3 Brightness settings
- USB Charging - Compatible with the USB 12v Charging Hub. Complete with charging cable
- Fold out hanging hook

3 IN 1 LUMI FAN



3 IN 1 LUMI FAN

USB LANTERN / FAN / SPOTLIGHT

A clever 3 in 1 USB charging lantern, fan and spot light that can be used either on a flat surface or can be hung from a lantern hanging point in your tent or awning.

- LED lantern light with 3 brightness settings
- Pivoting LED spot light with 3 brightness settings
- Pivoting air circulating fan with 3 speed settings
- USB Charging - Compatible with the USB 12v Charging Hub. Complete with charging cable
- Fold out hanging hook

LUMI SOLAR LANTERN



LUMI SOLAR LANTERN

AUTOMATIC SOLAR CHARGING

Eco friendly solar charging automatic LED lantern with 3 brightness settings. The lantern can be set to automatically turn on by itself in the evening when the outside light fades. The lantern can be used on flat surface or hung from its hanger

- 3 brightness settings
- Solar charging
- Rain proof
- Lantern hanger



USB CHARGING HUB



COLLAPSIBLE KETTLE



JET-STREAM PUMP



JET-STREAM TWIN PUMP



USB CHARGING HUB

12V - 4 POINT USB POWER HUB

Brand new innovative product, moving with today's technology. Essential for charging modern smart phones, tablets, LED lighting whilst camping. The unit is powered by connecting to your vehicle's 12v power outlet.

- 4 x USB charging / power sockets (2 x 5v for mobile phone charging and 2 x 12v for powering the Lumi Link LED lighting kit through the USB option)
- 1 x 12v extension / power outlet
- Compact design
- Wind in cable tidy internal storage reel
- Power indicator LED light

The Outdoor Revolution Collapsible Kettle is a convenient and compact camping kettle which can be collapsed down for storage when not in use.

- Collapsible heat proof silicone body
- Closing lid with handle trigger opener
- LED power light indicator
- Auto boiling cut switch
- Fold away handle
- 0.8ltr capacity



JET-STREAM

COMPACT HIGH PRESSURE AIR PUMP

The Outdoor Revolution Jet Stream pump is a compact and powerful high pressure air pump, designed specifically for inflating your air tent or air awning. The powerful air pump can be set at the desired PSI setting and will automatically cut off once the correct pressure is reached, preventing tube damage often caused by over inflation. Complete with a set of valve adaptors to fit most brands of air tent products. Also features a 5m retractable cable which is housed neatly inside the main unit.

JET-STREAM TWIN

COMPACT HIGH PRESSURE TWIN TURBO AIR PUMP

The Outdoor Revolution Jet Stream twin pump is a compact and speedy high pressure air pump, designed specifically for inflating your air tent or air awning at nearly twice the speed of its smaller version. The pump can be set at the desired PSI setting and will automatically cut off once the correct pressure is reached, preventing tube damage often caused by over inflation. The pump also features twin 5v USB charging points for mobile phones or other Outdoor Revolution USB charging products. Complete with a set of valve adaptors to fit most brands of air tent products. Also features a 5m retractable cable which is housed neatly inside the main unit.

TECH PEGS



The Tech-Peg is a technical tent peg, designed with a tough double sided peg head for holding guy lines and pegging down points safely and securely. The twisted nail shaft helps to achieve a better grip and easier insertion into awkward ground. Sold conveniently in their own durable storage box with integrated peg cleaner in the box lid for cleaning dirty pegs before putting them away.

STORM KIT




The Deluxe Storm Kit incorporates all you need to secure your awning or tent in awkward, stormy conditions. The kit includes 15 Tech-Pegs for easy pegging and firm hold, 2 adjustable Endurance Storm Straps and a cleverly designed, curved handled mallet, ergonomically designed to aid when placing pegs at awkward angles.

ANGLE MALLET



The Angle Mallet is cleverly designed to help place pegs into the ground at the correct angle. The weighted mallet head makes light work of placing pegs into hard ground. Incorporating a handy peg puller at the end of the handle.



MULTI- MALLET



The Multi- Mallet is a technical mallet with multi- functional features that make it a 'must have' camping accessory for everyone. Incorporating an extending peg puller to help prevent back ache caused by bending over when extracting pegs. This conveniently retracts back into the lightweight alloy handle when not in use. A convenient brush peg cleaner can be accessed to clean up those dirty pegs before putting them away. A weighted rubber mallet head makes light work of knocking pegs into hard ground.

DOUBLE ACTION PUMP



The Outdoor Revolution Double Action Air Pump is designed for the fast inflation of your Air Frame Awning, Tent, inflatable boat.

Incorporating an automatic switch from double to single action when the pressure exceeds 400 mBAR (5.8 PSI). Suitable to inflate Outdoor Revolution Oxygen Air Frame awnings, tents & inflatable boats.

Capacity: Max 4,000 cc – max pressure 800 mBAR (11.6 PSI).

MAG CONNECT



The Mag-Connect Awning Connector is a simple yet brilliant method to attach your driveway awning to your campervan without the need of an awning rail. Made from easily wipeable and tough PVC, the connector contains 4 flat strip magnets & 5 powerful neodymium magnets to achieve a secure fixing to your campervan & simply attaches to your driveway awning cowl with figure of 8 strips (included). Coupled with loops to attach storm straps in adverse weather conditions, the mag-connect is set to become the must have product for all camper van enthusiasts.

Total length - 270cm

THE BIG LOO



THE
**BIG
LOO**
... IT'S IN THE CAN

Big Loo Portable Toilet is a convenient no fuss portable toilet bucket with a removable lidded seat and robust carry handle.

The perfect convenience for those little trips in the night. Available in a discrete grey colour.



POWER PEGS

Robust Power Pegs pegs, ideal for use on hard and stony ground. Cost effective tough pegs to ensure secure pitching into the hardest of ground.

Glow Pro

A heavy duty steel peg that glows in the dark and helps prevent accidents by tripping over pegs at night. Set of 20 per box.

Screw Pegs

Ideal for use in hard & shaley ground. More solid & robust than standard pegs & designed for easier pegging. Set of 20 per box.

Hard Ground Pro

Blue Diamond Hard Ground Pegs are heavy duty metal pegs for tents and awnings with a bright orange plastic hook for extra visibility. Set of 20 per box.

Daisy Pegs

Box of 20 novelty tent & awning pegs with peg cleaner. Assorted mix & match multicoloured flower heads. Set of 20 per box.

Groundsheet Pegs

A heavy duty steel groundsheet peg, suitable for all groundsheet pegging. Works great on hard, stony and difficult ground. Set of 15 per box.

Pile Driver Pro

Thick, heavy duty steel peg with corkscrewed shaft for extra grip in hard, stony ground. Set of 20 per box.





When...
**Nature
Calls**



The Blue Diamond **Nature Calls Portable Toilet** offers perfect hygiene away from home as well as high quality construction and being easy to use. The compact dimensions make this unit very easy to keep clean. The top part (15 Litres) and base part (20 litres) are connected using practical and robust plastic clips. The base part also has a very sturdy handle for convenient transport and disposal of waste water.



...liquid perfection

sanitation solutions for...



BIG VALUE TRIPLE PACK = 2 ltr New Blue Toilet Fluid,
2 ltr Bowl Cleaner + Enviro-Soft Twin Pack



TRIPLE PACK BOX = 1 ltr New Blue Toilet Fluid,
1 ltr Bowl Cleaner + Enviro-Soft Twin Pack

Toilet Fluid

A concentrated toilet fluid designed to contain waste and eliminate odour. Most effective when used in conjunction with Blue Diamond Bowl Cleaner. In 1, 2 & 4 ltr bottles

Uno Chem

A specially concentrated formula of environmentally safe ingredients to disinfect & deodourise your toilet. In 1 & 2 ltr bottles.

Bowl Cleaner

Add to your top tank to ensure that when you flush, your toilet is cleaned and refreshed. Works in unison with Blue Diamonds Toilet Fluid In 1 & 2 ltr bottles.

Nature Calls

A specially concentrated formula of environmentally safe ingredients to disinfect & deodourise your toilet. In 2 ltr bottles.



TOILET TISSUE

Enviro-Soft Toilet Tissue is a quick dissolving toilet tissue especially designed for use in all leisure toilets. Now available in a 4 pack.



The Revolution in inflatable driveaway awnings, caravan awnings and family tents...



Outdoor Revolution also produce a range of
inflatable caravan awnings & family tents... with DSV & IF technology.
Ask your dealer or see online for details - www.outdoor-revolution.com

OXYGEN
AIR FRAME





Driveaway Awnings - 2019 Range



Caravan / Motorhome Awnings - 2019 Range



Family Tents - 2019 Range

**OUTDOOR
REVOLUTION**

WWW.OUTDOOR-REVOLUTION.COM

...Bringing the outdoors to everyone.



Outdoor Revolution,
Unit 1 Brick Park,
Bretfield Court,
Bretton Street Industrial Estate,
Dewsbury,
West Yorkshire,
WF12 9BY

Web: www.outdoor-revolution.com

Email: cs@blue-diamond-products.co.uk

Tel: +44 (0) 1924 455313
Fax: +44 (0) 1924 450551

Distributed by:

***LIFETIME GUARANTEE** - Terms & Conditions Apply. See website for details.

Please note : In the interest of continuous product development & improvements by Outdoor Revolution; some products & specifications may vary slightly from the photographs & information given within this brochure.

Dimensions & weights are approximate and are intended as a guide only.

Please check out our website for the most up to date product information

www.outdoor-revolution.com

